



Screwless Wiring
Accessories

definity™



definity™

The Screwless Range

The smooth, clean lines of Definity™ products provide the ultimate finishing touch to a feature packed range of decorative domestic electrical accessories.

Definity™ has evolved from our well established Define® flat plate accessory range and features all of the same attributes including modular switching but without the visible fixing screws.

Definity™ goes one stage further by incorporating screwless, push-fit face plates in 8 assorted finishes. The face plates are supplied independently of the electrical inserts which means that the initial installation of the product can be carried out and any subsequent maintenance or decoration completed before the final selection and fixing of the face plate.

For the installer, this means a greater degree of flexibility in the timing of the installation of the insert and the distributor need not carry excessive levels of costly finished product. Furthermore should subsequent interior design change or re-decoration dictate that a different colour accessory be required to complement the new scheme, replacement plates can be sourced individually and fitted without the need for any special tools or electrical skills.



Contents

Product Complete Design

Switches	F6
Power Socket Outlets	F14
Fused Connection Units	F18
45A Switches	F22
Control Switches	F24
Socket & Blank Plates	F27
Telephone & Data Sockets	F30
Satellite & Coaxial Outlets	F31
New Media™ Plates	F32

Components Listing

Switches	F34
Socket Outlets	F42
Fused Connection Units	F48
Red Fused Connection Units	F52
45A Switches	F53
RJ11 Outlet	F54
UK Telephone Outlet	F55
Satellite & Coaxial Outlets	F56
New Media™ Plates	F58
Galvanised Boxes	F59
Dry Lining Boxes	F60

SIN	036	BK	SS
Insert Prefix	Product Number	Insert Colour	Ingot Switch Finish (if applicable)
SCP	436	SS	
Cover Plate Prefix	Product Number	Product Colour	

Definity™ unique product codes

When ordering either an insert or cover plate from this catalogue, please specify a unique product code as shown.

For example if you wish to order a 2 gang 13A switched socket in stainless steel with a black switch and insert, the unique product code for the insert will be SIN036BK and for the cover plate will be SCP436SS.

If a 2 gang 13A switched socket in stainless steel with a stainless steel ingot switch and black insert is preferred, the unique product code for the insert will be SIN536BKSS and for the cover plate will be SCP436SS.

Each Definity™ product comprises an insert and a decorative cover plate.

Inserts are available in Black, White and Grey, (Grey is Ingot only).

Plates are available in 8 different finishes.

PW, BK & RD finishes are produced from polycarbonate.

All other finishes are coated stainless steel

Simply select the required insert and choice of cover plate finish.

Switches

The range of Definity™ modular switches comprises of both moulded black or white switches as well as metallic finished 'Ingot' switches, which features a simple single screw fixing to the insert.

The modular Minigrid® format is fitted as standard and is enhanced by the availability of multi-functional and fully interchangeable modules which also includes 'Ingot' finishes through the range.

The unfurnished single and double plates offer the installer unprecedented flexibility in creating customised wiring solutions.




Please see page K18 for a selection of Minigrid® modules.



The rotary dimmer switches are interchangeable with the use of our M10 nut runner tool. There are a host of alternative dimmer modules and plates available, see page K37.



Traditional toggle switches are also listed with an intermediate single switch plate option. The 2 way toggle switch is interchangeable with the intermediate toggle module.



Simple, single screw or snap fit installation of the modules on the mounting plates has encouraged contractors to devise and install customised switching solutions on-site.

Modular Switches | Rotary Dimmer Switches
Toggle Switches | Control Switches

Definity™ plates are coated stainless steel, available in the following finishes:
Brushed Stainless (BS), Polished Chrome (CH), Stainless Steel (SS), Metal White (MW) and Metal Black (MB)
White (PW) Black (BK) and Red (RD) are also available, produced from polycarbonate.

Understanding the code:
SIN - Insert Prefix 036 - Product No BK - Insert Colour SS - 'Ingot' Switch Finish (if applicable).
White (PW) Black (BK) Grey (GY)
SCP - Definity™ Cover Plate Prefix 436 - Product No SS - Plate Colour.
BS Brushed Stainless, CH Polished Chrome, SS Stainless Steel, MW Metal White, MB Metal Black, PW White, BK Black

DEFINITY™ PLATES ARE MADE UP OF 2 COMPONENTS (INSERT & COVER PLATE)
Please select one of each component: Choose Insert (Blue Code) then Choose Cover Plate (Orange Code)



SIN011 | SIN025 SCP401 SIN012 SCP402 SIN013 SCP403



SIN019 SCP404 SIN105 SCP406

SCP401 SCP402 SCP403 available in Red (RD)

1 Gang Intermediate Switch Insert

SIN025 10AX 1 Gang Intermediate Switch Insert

MiniGrid® Cover Plates

SCP401 1 Gang MiniGrid® Cover Plate - 1 Aperture

2 Way Switch Inserts

SIN011 10AX 1 Gang 2 Way Switch Insert

SIN012 10AX 2 Gang 2 Way Switch Insert

SIN013 10AX 3 Gang 2 Way Switch Insert

SIN019 10AX 4 Gang 2 Way Switch Insert

SIN105 10AX 6 Gang 2 Way Switch Insert

MiniGrid® Cover Plates

SCP401 1 Gang MiniGrid® Cover Plate - 1 Aperture

SCP402 1 Gang MiniGrid® Cover Plate - 2 Apertures

SCP403 1 Gang MiniGrid® Cover Plate - 3 Apertures

SCP404 2 Gang MiniGrid® Cover Plate - 2 x 2 Apertures

SCP406 2 Gang MiniGrid® Cover Plate - 2 x 3 Apertures

Standards: BS EN 60669-1
Back Box Depth (mm): 25 Cable Size (mm²): 4 x 1.5 or 2 x 2.5
Dimensions (mm): 1 Gang: 86 (W) x 86 (H) x 4 (D) 2 Gang: 146 (W) x 86 (H) x 4 (D)

Understanding the code:
SIN - Insert Prefix 036 - Product No BK - Insert Colour SS - 'Ingot' Switch Finish (if applicable).
PW White, BK Black, GY Grey (Grey is Ingot only)
SCP - Definity™ Cover Plate Prefix 436 - Product No SS - Plate Colour.
BS Brushed Stainless, CH Polished Chrome, SS Stainless Steel, MW Metal White, MB Metal Black, PW White, BK Black

DEFINITY™ PLATES ARE MADE UP OF 2 COMPONENTS (INSERT & COVER PLATE)
Please select one of each component: Choose Insert (Blue Code) then Choose Cover Plate (Orange Code)



SIN411 | SIN425 SCP401 SIN412 SCP402 SIN413 SCP403



SIN414 SCP404 SIN416 SCP406

SCP401 SCP402 SCP403 available in Red (RD)

Ingot 1 Gang Intermediate Switch Insert

SIN425 10AX Ingot 1 Gang Intermediate Switch Insert

MiniGrid® Cover Plates

SCP401 1 Gang MiniGrid® Cover Plate - 1 Aperture

Ingot 2 Way Switch Inserts

SIN411 10AX Ingot 1 Gang 2 Way Switch Insert

SIN412 10AX Ingot 2 Gang 2 Way Switch Insert

SIN413 10AX Ingot 3 Gang 2 Way Switch Insert

SIN414 10AX Ingot 4 Gang 2 Way Switch Insert

SIN416 10AX Ingot 6 Gang 2 Way Switch Insert

MiniGrid® Cover Plates

SCP401 1 Gang MiniGrid® Cover Plate - 1 Aperture

SCP402 1 Gang MiniGrid® Cover Plate - 2 Apertures

SCP403 1 Gang MiniGrid® Cover Plate - 3 Apertures

SCP404 2 Gang MiniGrid® Cover Plate - 2 x 2 Apertures

SCP406 2 Gang MiniGrid® Cover Plate - 2 x 3 Apertures

Standards: BS EN 60669-1
Back Box Depth (mm): 25 Cable Size (mm²): 4 x 1.5 or 2 x 2.5
Dimensions (mm): 1 Gang: 86 (W) x 86 (H) x 4 (D) 2 Gang: 146 (W) x 86 (H) x 4 (D)

Understanding the code:
SIN - Insert Prefix 036 - Product No BK - Insert Colour SS - 'Ingot' Switch Finish (if applicable).
PW White, BK Black, GY Grey (Grey is Ingot only)
SCP - Definity™ Cover Plate Prefix 436 - Product No SS - Plate Colour.
BS Brushed Stainless, CH Polished Chrome, SS Stainless Steel, MW Metal White, MB Metal Black, PW White, BK Black

DEFINITY™ PLATES ARE MADE UP OF 2 COMPONENTS (INSERT & COVER PLATE)
Please select one of each component: Choose Insert (Blue Code) then Choose Cover Plate (Orange Code)

Dimmer Modules

- MD9001** 6A 2 Way Push On/Off (Non-Dimming) Module (25 x 62mm)
- MD9010** 1-10V Analogue Dimmer Module (25 x 62mm)
- MD9022** 250W 2 Leading Edge Way Dimmer Module (25 x 62mm)
- MD9042** 400W 2 Way Leading Edge Dimmer Module (25 x 62mm)
- MD9014** 100W Dual Mode Dimmer Module with Trim (26.5 x 55mm)

Dimmer M10 Nut Runner

SP900 Dimmer M10 Nut Runner Tool

Use the nut runner to easily exchange dimmer modules and create customised dimmer switch plate



SP900

MD9014



SIN140, SIN141
SCP241



SIN143
SCP243



SIN142
SCP242



SIN144
SCP244

We recommend the use of branded halogen lamps with all Definity™ leading edge dimmers. The use of inferior, non-branded lamps may require the nominal rating of the dimmer to be reduced. These dimmer switches have not been designed to use with LED lamps. However, they may be suitable for some good quality LED lamps. For further information please contact Click® Technical support team.

Leading Edge Dimmer Switch Inserts - Push On/Off

- SIN140** 1 Gang 2 Way 400Va Dimmer Switch Insert
- SIN141** 1 Gang 2 Way 250Va Dimmer Switch Insert
- SIN142** 2 Gang 2 Way 250Va Dimmer Switch Insert
- SIN143** 3 Gang 2 Way 250Va Dimmer Switch Insert
- SIN144** 4 Gang 2 Way 250Va Dimmer Switch Insert

Dimmer Switch Cover Plate & Dimmer Knob

- SCP241** 1 Gang Dimmer Switch Cover Plate
- SCP241** 1 Gang Dimmer Switch Cover Plate
- SCP242** 2 Gang Dimmer Switch Cover Plate
- SCP243** 3 Gang Dimmer Switch Cover Plate
- SCP244** 4 Gang Dimmer Switch Cover Plate

BK dimmer plates are available with chrome knob, e.g. SCP241BKCH

Standards: BS EN 60669-1 BS EN 55015 BS EN 61000-3-2 BS EN 61000-3-3
Back Box Depth (mm): 35 Cable Size (mm²): 2 x 1.5 Type: Leading Edge
Dimensions (mm): 1 Gang: 86 (W) x 86 (H) x 4 (D) 2 Gang: 146 (W) x 86 (H) x 4 (D)

Understanding the code:
SIN - Insert Prefix 036 - Product No BK - Insert Colour SS - 'Ingot' Switch Finish (if applicable).
PW White, BK Black, GY Grey (Grey is Ingot only)
SCP - Definity™ Cover Plate Prefix 436 - Product No SS - Plate Colour.
BS Brushed Stainless, CH Polished Chrome, SS Stainless Steel, MW Metal White, MB Metal Black, PW White, BK Black

DEFINITY™ PLATES ARE MADE UP OF 2 COMPONENTS (INSERT & COVER PLATE)
Please select one of each component: Choose Insert (Blue Code) then Choose Cover Plate (Orange Code)

Dimmer Modules

- MD9001** 6A 2 Way Push On/Off (Non-Dimming) Module (25 x 62mm)
- MD9010** 1-10V Analogue Dimmer Module (25 x 62mm)
- MD9022** 250W 2 Leading Edge Way Dimmer Module (25 x 62mm)
- MD9042** 400W 2 Way Leading Edge Dimmer Module (25 x 62mm)
- MD9014** 100W Dual Mode Dimmer Module with Trim (26.5 x 55mm)

Dimmer M10 Nut Runner


SP900 Dimmer M10 Nut Runner Tool

Use the nut runner to easily exchange dimmer modules and create customised dimmer switch plate



SP900

MD9014



SIN161
SCP241



SIN163
SCP243



SIN162
SCP242



SIN164
SCP244

We recommend the use of branded LED lamps with all Definity™ trailing edge dimmers. The use of inferior, non-branded lamps may require the nominal rating of the dimmer to be reduced. For further information please contact Click® Technical support team.

Trailing Edge Dimmer Switch Inserts - Push On/Off

- SIN161** 1 Gang 2 Way 100W Dimmer Switch Insert
- SIN162** 2 Gang 2 Way 100W Dimmer Switch Insert
- SIN163** 3 Gang 2 Way 100W Dimmer Switch Insert
- SIN164** 4 Gang 2 Way 100W Dimmer Switch Insert

Dimmer Switch Cover Plate & Dimmer Knob

- SCP241** 1 Gang Dimmer Switch Cover Plate
- SCP242** 2 Gang Dimmer Switch Cover Plate
- SCP243** 3 Gang Dimmer Switch Cover Plate
- SCP244** 4 Gang Dimmer Switch Cover Plate

BK dimmer plates are available with chrome knob, e.g. SCP241BKCH

Standards: BS EN 60669-1 BS EN 60669-2-1 BS EN 55015 BS EN 61000-3-2
Back Box Depth (mm): 35 Cable Size (mm²): 2 x 1.5 Type: Trailing Edge
Dimensions (mm): 1 Gang: 86 (W) x 86 (H) x 4 (D) 2 Gang: 146 (W) x 86 (H) x 4 (D)

Understanding the code:
SIN - Insert Prefix 036 - Product No BK - Insert Colour SS - 'Ingot' Switch Finish (if applicable).
PW White, BK Black, GY Grey (Grey is Ingot only)
SCP - Definity™ Cover Plate Prefix 436 - Product No SS - Plate Colour.
BS Brushed Stainless, CH Polished Chrome, SS Stainless Steel, MW Metal White, MB Metal Black, PW White, BK Black

DEFINITY™ PLATES ARE MADE UP OF 2 COMPONENTS (INSERT & COVER PLATE)
Please select one of each component: Choose Insert (Blue Code) then Choose Cover Plate (Orange Code)

Dimmer Modules

- MD9001** 6A 2 Way Push On/Off (Non-Dimming) Module (25 x 62mm)
- MD9010** 1-10V Analogue Dimmer Module (25 x 62mm)
- MD9022** 250W 2 Leading Edge Way Dimmer Module (25 x 62mm)
- MD9042** 400W 2 Way Leading Edge Dimmer Module (25 x 62mm)
- MD9014** 100W Dual Mode Dimmer Module with Trim (26.5 x 55mm)

Dimmer M10 Nut Runner

SP900 Dimmer M10 Nut Runner Tool

Use the nut runner to easily exchange dimmer modules and create customised dimmer switch plate



SP900

MD9014



SIN141PL
SCP241



SIN143PL
SCP243



SIN142PL
SCP242



SIN144PL
SCP244

Rotary Dimmer Mounting Plates Inserts

- SIN141PL** 1 Gang Unfurnished Dimmer Switch Insert - 1 Aperture
- SIN142PL** 2 Gang Unfurnished Dimmer Switch Insert - 2 Apertures
- SIN143PL** 3 Gang Unfurnished Dimmer Switch Insert - 3 Apertures
- SIN144PL** 4 Gang Unfurnished Dimmer Switch Insert - 4 Apertures

The dimmer modules are supplied separately to the plates listed above.

Dimmer Switch Cover Plate & Dimmer Knob

- SCP241** 1 Gang Dimmer Switch Cover Plate
- SCP242** 2 Gang Dimmer Switch Cover Plate
- SCP243** 3 Gang Dimmer Switch Cover Plate
- SCP244** 4 Gang Dimmer Switch Cover Plate

BK dimmer plates are available with chrome knob, e.g. SCP241BKCH

Standards: BS 5733
Back Box Depth (mm): 35
Dimensions (mm): 1 Gang: 86 (W) x 86 (H) x 4 (D) 2 Gang: 146 (W) x 86 (H) x 4 (D)

Understanding the code:
SIN - Insert Prefix 036 - Product No BK - Insert Colour SS - 'Ingot' Switch Finish (if applicable).
PW White, BK Black, GY Grey (Grey is Ingot only)
SCP - Definity™ Cover Plate Prefix 436 - Product No SS - Plate Colour.
BS Brushed Stainless, CH Polished Chrome, SS Stainless Steel, MW Metal White, MB Metal Black, PW White, BK Black

DEFINITY™ PLATES ARE MADE UP OF 2 COMPONENTS (INSERT & COVER PLATE)
Please select one of each component: Choose Insert (Blue Code) then Choose Cover Plate (Orange Code)

10AX Intermediate Toggle Switch Modules

MD9125 10AX Intermediate Toggle Switch Module

Plate Finish	Module Finish
Chrome	CH - Chrome
Stainless Steel & Brushed Stainless	PN - Pearl Nickel



MD9125



SIN420, SIN421
SCP221



SIN423
SCP223



SIN422
SCP222



SIN424
SCP224

1 Gang Intermediate Toggle Switch Insert

SIN420 10AX 1 Gang Intermediate Toggle Switch Insert

2 Way Toggle Switch Inserts

- SIN421** 10AX 1 Gang 2 Way Toggle Switch Insert
- SIN422** 10AX 2 Gang 2 Way Toggle Switch Insert
- SIN423** 10AX 3 Gang 2 Way Toggle Switch Insert
- SIN424** 10AX 4 Gang 2 Way Toggle Switch Insert

Toggle Switch Cover Plates

SCP221 1 Gang Toggle Switch Cover Plate

Toggle Switch Cover Plates

- SCP221** 1 Gang Toggle Switch Cover Plate
- SCP222** 2 Gang Toggle Switch Cover Plate
- SCP223** 3 Gang Toggle Switch Cover Plate
- SCP224** 4 Gang Toggle Switch Cover Plate

Standards: BS EN 60669-1
Back Box Depth (mm): 35 Cable Size (mm²): 4 x 1.5 or 2 x 2.5
Dimensions (mm): 1 Gang: 86 (W) x 86 (H) x 4 (D) 2 Gang: 146 (W) x 86 (H) x 4 (D)

Understanding the code:
SIN - Insert Prefix 036 - Product No BK - Insert Colour SS - 'Ingot' Switch Finish (if applicable).
PW White, BK Black, GY Grey (Grey is Ingot only)
SCP - Definity™ Cover Plate Prefix 436 - Product No SS - Plate Colour.
BS Brushed Stainless, CH Polished Chrome, SS Stainless Steel, MW Metal White, MB Metal Black, PW White, BK Black

DEFINITY™ PLATES ARE MADE UP OF 2 COMPONENTS (INSERT & COVER PLATE)
Please select one of each component: Choose Insert (Blue Code) then Choose Cover Plate (Orange Code)



SIN401
SCP401



SIN404
SCP404



SIN402
SCP402



SIN406
SCP406



SIN403
SCP403



SIN426
SCP426

SCP401 SCP402 SCP403 available in Red (RD)

MiniGrid® Unfurnished Plate Inserts

- SIN401** 1 Gang MiniGrid® Unfurnished Plate Insert - 1 Aperture
- SIN402** 1 Gang MiniGrid® Unfurnished Plate Insert - 2 Apertures
- SIN403** 1 Gang MiniGrid® Unfurnished Plate Insert - 3 Apertures
- SIN404** 2 Gang MiniGrid® Unfurnished Plate Insert - 2 x 2 Apertures
- SIN406** 2 Gang MiniGrid® Unfurnished Plate Insert - 2 x 3 Apertures
- SIN426** 2 Gang MiniGrid® Unfurnished Plate Insert - 6 In-Line Apertures

MiniGrid® Cover Plates

- SCP401** 1 Gang MiniGrid® Cover Plate - 1 Aperture
- SCP402** 1 Gang MiniGrid® Cover Plate - 2 Apertures
- SCP403** 1 Gang MiniGrid® Cover Plate - 3 Apertures
- SCP404** 2 Gang MiniGrid® Cover Plate - 2 x 2 Apertures
- SCP406** 2 Gang MiniGrid® Cover Plate - 2 x 3 Apertures
- SCP426** 2 Gang MiniGrid® Cover Plate - 6 In-Line Apertures

MINIGRID® For the complete range of MiniGrid® modules, see page K18.

Standards: BS 5733
Back Box Depth (mm): Dependent On Modules Fitted
Dimensions (mm): 1 Gang: 86 (W) x 86 (H) x 4 (D) 2 Gang: 146 (W) x 86 (H) x 4 (D)

Understanding the code:
SIN - Insert Prefix 036 - Product No BK - Insert Colour SS - 'Ingot' Switch Finish (if applicable).
PW White, BK Black, GY Grey (Grey is Ingot only)
SCP - Definity™ Cover Plate Prefix 436 - Product No SS - Plate Colour.
BS Brushed Stainless, CH Polished Chrome, SS Stainless Steel, MW Metal White, MB Metal Black, PW White, BK Black



Power Socket Outlets, Fused Connection Units & Control Switches

With the ever increasing demand for power supplies in all areas of the home comes the problem of selecting and fitting outlets which blend harmoniously with the décor of the room in which they are to be fitted. The 7 different Definity™ plate finishes offer a solution for almost every possible design need and will enhance the décor of any area whether in a kitchen, bedroom, lounge or study etc...

13A Wall Socket Outlets | Round Pin
Wall Socket Outlets | Fused Connection Units
Fan Isolation Switches | DP Switches

DEFINITY™ PLATES ARE MADE UP OF 2 COMPONENTS (INSERT & COVER PLATE)
Please select one of each component: Choose Insert (Blue Code) then Choose Cover Plate (Orange Code)



Socket Inserts

- SIN630** 13A 1 Gang Socket Insert (Twin Earth)
- SIN035** 13A 1 Gang DP Switched Socket Insert
- SIN036** 13A 2 Gang DP Switched Socket (Twin Earth) Insert

Socket Cover Plates

- SCP430** 13A 1 Gang Socket Cover Plate
- SCP435** 13A 1 Gang Switched Socket Cover Plate
- SCP436** 13A 2 Gang Switched Socket Cover Plate



SIN535 SCP435



SIN536 SCP436

Ingot Socket Inserts

- SIN535** 13A Ingot 1 Gang DP Switched Socket Insert
- SIN536** 13A Ingot 2 Gang DP Switched Socket (Twin Earth) Insert

Socket Cover Plates

- SCP435** 13A 1 Gang Switched Socket Cover Plate
- SCP436** 13A 2 Gang Switched Socket Cover Plate

Standards: BS 1363-2
Back Box Depth (mm): 35 Cable Size (mm²): 3 x 2.5 or 2 x 4
Dimensions (mm): 1 Gang: 86 (W) x 86 (H) x 4 (D) 2 Gang: 146 (W) x 86 (H) x 4 (D)

Understanding the code:
SIN - Insert Prefix 036 - Product No BK - Insert Colour SS - 'Ingot' Switch Finish (if applicable).
PW White, BK Black, GY Grey (Grey is Ingot only)
SCP - Definity™ Cover Plate Prefix 436 - Product No SS - Plate Colour.
BS Brushed Stainless, CH Polished Chrome, SS Stainless Steel, MW Metal White, MB Metal Black, PW White, BK Black

Safety Shutter Sockets (Excluding USB options) are only available for sale in the Republic of Ireland.

DEFINITY™ PLATES ARE MADE UP OF 2 COMPONENTS (INSERT & COVER PLATE)
Please select one of each component: Choose Insert (Blue Code) then Choose Cover Plate (Orange Code)



Socket Inserts


- SIN1035** 13A 1 Gang DP Switched Safety Shutter Socket Outlet Insert
- SIN1036** 13A 2 Gang DP Switched Safety Shutter Socket Outlet (Twin Earth) Insert
- SIN1836** 13A 2 Gang DP Switched Safety Shutter Socket Outlet With Outboard Rockers (Twin Earth) Insert
- SIN1840** 13A 2 Gang DP Switched Safety Shutter Socket Outlet With Outboard Rockers & Neons (Twin Earth) Insert

Socket Cover Plates

- SCP835** 13A 1 Gang Switched Safety Shutter Socket Cover Plate
- SCP436** 13A 2 Gang Switched Socket Cover Plate
- SCP840** 13A 2 Gang Outboard Switched Safety Shutter Socket Cover Plate
- SCP840** 13A 2 Gang Outboard Switched Safety Shutter Socket Cover Plate



SIN1535 SCP835



SIN1836 SCP840

Ingot Socket Inserts

- SIN1535** 13A Ingot 1 Gang DP Switched Safety Shutter Socket Outlet Insert
- SIN1536** 13A Ingot 2 Gang DP Switched Safety Shutter Socket Outlet (Twin Earth) Insert
- SIN1836** 13A Ingot 2 Gang DP Switched Safety Shutter Socket Outlet With Outboard Rockers (Twin Earth) Insert

Socket Cover Plates

- SCP835** 13A 1 Gang Switched Safety Shutter Socket Cover Plate
- SCP436** 13A 2 Gang Switched Socket Cover Plate
- SCP840** 13A 2 Gang Outboard Switched Safety Shutter Socket Cover Plate

Standards: BS 1363-2
Back Box Depth (mm): 35 Cable Size (mm²): 3 x 2.5 or 2 x 4
Dimensions (mm): 1 Gang: 86 (W) x 86 (H) x 4 (D) 2 Gang: 146 (W) x 86 (H) x 4 (D)

Understanding the code:
SIN - Insert Prefix 036 - Product No BK - Insert Colour SS - 'Ingot' Switch Finish (if applicable).
PW White, BK Black, GY Grey (Grey is Ingot only)
SCP - Definity™ Cover Plate Prefix 436 - Product No SS - Plate Colour.
BS Brushed Stainless, CH Polished Chrome, SS Stainless Steel, MW Metal White, MB Metal Black, PW White, BK Black

DEFINITY™ PLATES ARE MADE UP OF 2 COMPONENTS (INSERT & COVER PLATE)
Please select one of each component: Choose Insert (Blue Code) then Choose Cover Plate (Orange Code)



SIN771U SCP471U SIN570 SCP470 SIN580 SCP480

Socket Inserts

- SIN771U** 13A 1 Gang Switched Socket With 2.1A USB Outlet (Twin Earth) Insert
- SIN770** 13A 2 Gang Switched Socket With 2.1A USB Outlet (Twin Earth) Insert
- SIN780** 13A 2 Gang Switched Socket With Twin 2.1A USB Outlets (4.2A) (Twin Earth) Insert

Socket Cover Plates

- SCP471U** 13A 1 Gang Switched Socket With 2.1A USB Charger Cover Plate
- SCP470** 13A 2 Gang Switched Socket With 2.1A USB Charger Cover Plate
- SCP480** 13A 2 Gang Switched Socket With Twin 2.1A USB Charger Cover Plate



SIN571U SCP471U SIN570 SCP470 SIN580 SCP480

Ingot Socket Inserts

- SIN571U** 13A Ingot 1 Gang Switched Socket With 2.1A USB Outlet (Twin Earth) Insert
- SIN570** 13A Ingot 2 Gang Switched Sockets With 2.1A USB Outlet (Twin Earth) Insert
- SIN580** 13A Ingot 2 Gang Switched Socket With Twin 2.1A USB Outlets (4.2A) (Twin Earth) Insert

Socket Cover Plates

- SCP471U** 13A 1 Gang Switched Socket With 2.1A USB Charger Cover Plate
- SCP470** 13A 2 Gang Switched Socket With 2.1A USB Charger Cover Plate
- SCP480** 13A 2 Gang Switched Socket With Twin 2.1A USB Charger Cover Plate

Standards: BS 1363-2: 2016 +A1: 2018 BS EN IEC 62368-1 BS EN 62680-1-1
Back Box Depth (mm): 35 Cable Size (mm²): 3 x 2.5 or 2 x 4
Dimensions (mm): 1 Gang: 86 (W) x 86 (H) x 4 (D) 2 Gang: 146 (W) x 86 (H) x 4 (D)

Understanding the code:
SIN - Insert Prefix 036 - Product No BK - Insert Colour SS - 'Ingot' Switch Finish (if applicable).
PW White, BK Black, GY Grey (Grey is Ingot only)
SCP - Definity™ Cover Plate Prefix 436 - Product No SS - Plate Colour.
BS Brushed Stainless, CH Polished Chrome, SS Stainless Steel, MW Metal White, MB Metal Black, PW White, BK Black

Safety Shutter Sockets (Excluding USB options) are only available for sale in the Republic of Ireland.

DEFINITY™ PLATES ARE MADE UP OF 2 COMPONENTS (INSERT & COVER PLATE)
Please select one of each component: Choose Insert (Blue Code) then Choose Cover Plate (Orange Code)



SIN786 SCP486 SIN586 SCP486

Socket Inserts

- SIN786** 13A 2 Gang Switched Safety Shutter Socket Outlet With Type A & C USB (4.2A) Outlets (Twin Earth) Insert

Socket Cover Plates

- SCP486** 13A 2 Gang Switched Safety Shutter Socket Outlet With Type A & C USB (4.2A) Outlets Cover Plate

Ingot Socket Inserts

- SIN586** 13A Ingot 2 Gang Switched Safety Shutter Socket Outlet With Type A & C USB (4.2A) Outlets (Twin Earth) Insert

Socket Cover Plates

- SCP486** 13A 2 Gang Switched Safety Shutter Socket Outlet With Type A & C USB (4.2A) Outlets Cover Plate



SIN660 SCP660 SIN655 SCP655

Lockable Switch Insert

- SIN660** 20A Double Pole Key Lockable Switch Insert

Lockable Switch Cover Plates

- SCP660** 20A Double Pole Key Lockable Switch Cover Plate

Lockable Socket Inserts

- SIN655** 13A 1G DP Key Lockable Socket With Neon Insert

Lockable Socket Cover Plates

- SCP655** 13A 1 Gang DP Key Lockable Socket With Neon Cover Plate

Standards: BS 1363-2: 2016 +A1: 2018 BS EN IEC 62368-1 BS EN 62680-1-1 655: BS EN 60669-1 BS 1363-2 660: BS EN 60669-1
Back Box Depth (mm): 35 655 660: 47 Cable Size (mm²): 3 x 2.5 or 2 x 4
Dimensions (mm): 1 Gang: 86 (W) x 86 (H) x 4 (D) 2 Gang: 146 (W) x 86 (H) x 4 (D)

Understanding the code:
SIN - Insert Prefix 036 - Product No BK - Insert Colour SS - 'Ingot' Switch Finish (if applicable).
PW White, BK Black, GY Grey (Grey is Ingot only)
SCP - Definity™ Cover Plate Prefix 436 - Product No SS - Plate Colour.
BS Brushed Stainless, CH Polished Chrome, SS Stainless Steel, MW Metal White, MB Metal Black, PW White, BK Black

DEFINITY™ PLATES ARE MADE UP OF 2 COMPONENTS (INSERT & COVER PLATE)
Please select one of each component: Choose Insert (Blue Code) then Choose Cover Plate (Orange Code)



SIN050 SCP150



SIN051 SCP151



SIN052 SCP152

Fused Connection Unit With Optional Flex Outlet Inserts

- SIN050 13A FCU Insert
- SIN051 13A Switched FCU Insert
- SIN052 13A Switched FCU With Neon Insert
- SIN053 13A FCU With Neon Insert

Fused Connection Unit With Flex Outlet Cover Plates

- SCP150 13A FCU Cover Plate
- SCP151 13A Switched FCU Cover Plate
- SCP152 13A Switched FCU With Neon Cover Plate
- SCP153 13A FCU With Neon Cover Plate



SIN053 SCP153



SIN652 SCP252



SIN653 SCP253

Fused Connection Unit Without Flex Outlet Inserts

- SIN650 13A FCU Insert
- SIN651 13A Switched FCU Insert
- SIN652 13A Switched FCU With Neon Insert
- SIN653 13A FCU With Neon Insert

Fused Connection Unit Without Flex Outlet Cover Plates

- SCP250 13A FCU Cover Plate
- SCP251 13A Switched FCU Cover Plate
- SCP252 13A Switched FCU With Neon Cover Plate
- SCP253 13A FCU With Neon Cover Plate

Standards: BS 1363-4 BS 1362
Back Box Depth (mm): 35 Cable Size (mm²): 3 x 2.5 or 2 x 4
Dimensions (mm): 86 (W) x 86 (H) x 4 (D)

Understanding the code:
SIN - Insert Prefix 036 - Product No BK - Insert Colour SS - 'Ingot' Switch Finish (if applicable).
PW White, BK Black, GY Grey (Grey is Ingot only)
SCP - Definity™ Cover Plate Prefix 436 - Product No SS - Plate Colour.
BS Brushed Stainless, CH Polished Chrome, SS Stainless Steel, MW Metal White, MB Metal Black, PW White, BK Black

DEFINITY™ PLATES ARE MADE UP OF 2 COMPONENTS (INSERT & COVER PLATE)
Please select one of each component: Choose Insert (Blue Code) then Choose Cover Plate (Orange Code)



SIN550 SCP150



SIN551 SCP151



SIN552 SCP152

Ingot Fused Connection Unit With Optional Flex Outlet Inserts

- SIN550 13A Ingot FCU Insert
- SIN551 13A Ingot Switched FCU Insert
- SIN552 13A Ingot Switched FCU With Neon Insert
- SIN553 13A Ingot FCU With Neon Insert

Fused Connection Unit With Flex Outlet Cover Plates

- SCP150 13A FCU Cover Plate
- SCP151 13A Switched FCU Cover Plate
- SCP152 13A Switched FCU With Neon Cover Plate
- SCP153 13A FCU With Neon Cover Plate



SIN750 SCP250



SIN751 SCP251



SIN753 SCP253

Ingot Fused Connection Unit Without Flex Outlet Inserts

- SIN750 13A Ingot FCU Insert
- SIN751 13A Ingot Switched FCU Insert
- SIN752 13A Ingot Switched FCU With Neon Insert
- SIN753 13A Ingot FCU With Neon Insert

Fused Connection Unit Without Flex Outlet Cover Plates

- SCP250 13A FCU Cover Plate
- SCP251 13A Switched FCU Cover Plate
- SCP252 13A Switched FCU With Neon Cover Plate
- SCP253 13A FCU With Neon Cover Plate

Standards: BS 1363-4 BS 1362
Back Box Depth (mm): 35 Cable Size (mm²): 3 x 2.5 or 2 x 4
Dimensions (mm): 86 (W) x 86 (H) x 4 (D)

Understanding the code:
SIN - Insert Prefix 036 - Product No BK - Insert Colour SS - 'Ingot' Switch Finish (if applicable).
PW White, BK Black, GY Grey (Grey is Ingot only)
SCP - Definity™ Cover Plate Prefix 436 - Product No SS - Plate Colour.
BS Brushed Stainless, CH Polished Chrome, SS Stainless Steel, MW Metal White, MB Metal Black, PW White, BK Black

DEFINITY™ PLATES ARE MADE UP OF 2 COMPONENTS (INSERT & COVER PLATE)
Please select one of each component: Choose Insert (Blue Code) then Choose Cover Plate (Orange Code)



SIN250

SCP350

SCP350 SCP351 available in Red (RD)



SIN253

SCP350

Lockable Fused Connection Unit With Optional Flex Outlet Insert

- SIN250 13A Lockable FCU Insert
- SIN249RD 3A Lockable FCU Insert
- SIN253 13A Lockable FCU With Neon Insert

Lockable Fused Connection Unit With Flex Outlet Cover Plates

- SCP350 13A Lockable FCU Cover Plate
- SCP350 13A Lockable FCU Cover Plate
- SCP353 13A Lockable FCU With Neon Cover Plate



SIN252

SCP352



SIN251

SCP351

Lockable Switched Fused Connection Unit With Optional Flex Outlet Insert

- SIN251 13A Lockable Switched FCU Insert
- SIN256RD 3A Lockable Switched FCU Insert
- SIN252 13A Lockable Switched FCU With Neon Insert

Lockable Switched Fused Connection Unit With Flex Outlet Cover Plate

- SCP351 13A Lockable Switched FCU Cover Plate
- SCP351 13A Lockable Switched FCU Cover Plate
- SCP352 13A Lockable Switched FCU With Neon Cover Plate

Standards: BS 1363-4 BS 1362
Back Box Depth (mm): 35 Cable Size (mm²): 3 x 2.5 or 2 x 4
Dimensions (mm): 86 (W) x 86 (H) x 4 (D)

Understanding the code:
SIN - Insert Prefix 036 - Product No BK - Insert Colour SS - 'Ingot' Switch Finish (if applicable).
PW White, BK Black, GY Grey (Grey is Ingot only)
SCP - Definity™ Cover Plate Prefix 436 - Product No SS - Plate Colour.
BS Brushed Stainless, CH Polished Chrome, SS Stainless Steel, MW Metal White, MB Metal Black, PW White, BK Black

DEFINITY™ PLATES ARE MADE UP OF 2 COMPONENTS (INSERT & COVER PLATE)
Please select one of each component: Choose Insert (Blue Code) then Choose Cover Plate (Orange Code)



SIN850
SCP450



SIN851
SCP451



SIN852
SCP452



SIN853
SCP453

Lockable Fused Connection Unit Without Flex Outlet Insert

- SIN850 13A Lockable FCU Insert
- SIN851 13A Lockable Switched FCU Insert
- SIN852 13A Lockable Switched FCU With Neon Insert
- SIN853 13A Lockable FCU With Neon Insert


Lockable Fused Connection Unit Without Flex Outlet Cover Plates

- SCP450 13A Lockable FCU Cover Plate
- SCP451 13A Lockable Switched FCU Cover Plate
- SCP452 13A Lockable Switched FCU With Neon Cover Plate
- SCP453 13A Lockable FCU With Neon Cover Plate

Standards: BS 1363-4 BS 1362
Back Box Depth (mm): 35 Cable Size (mm²): 3 x 2.5 or 2 x 4
Dimensions (mm): 86 (W) x 86 (H) x 4 (D)

Understanding the code:
SIN - Insert Prefix 036 - Product No BK - Insert Colour SS - 'Ingot' Switch Finish (if applicable).
PW White, BK Black, GY Grey (Grey is Ingot only)
SCP - Definity™ Cover Plate Prefix 436 - Product No SS - Plate Colour.
BS Brushed Stainless, CH Polished Chrome, SS Stainless Steel, MW Metal White, MB Metal Black, PW White, BK Black

DEFINITY™ PLATES ARE MADE UP OF 2 COMPONENTS (INSERT & COVER PLATE)
Please select one of each component: Choose Insert (Blue Code) then Choose Cover Plate (Orange Code)



45A DP Switches & Socket Inserts

- SIN200** 45A 1 Gang DP Switch Insert
- SIN201** 45A 1 Gang DP Switch With Neon Insert
- SIN202** 45A 2 Gang DP Switch Insert
- SIN203** 45A 2 Gang DP Switch With Neon Insert
- SIN204** 45A DP Switch With 13A DP Switched Socket Insert
- SIN205** 45A DP Switch With 13A DP Switched Socket & Neons Insert


Switches & Socket Cover Plates

- SCP200** 45A 1 Gang Switch Cover Plate
- SCP201** 45A 1 Gang Switch With Neon Cover Plate
- SCP202** 45A 2 Gang Switch Cover Plate
- SCP203** 45A 2 Gang Switch With Neon Cover Plate
- SCP204** 45A 2 Gang Switch With 13A Switched Socket Cover Plate
- SCP205** 45A 2 Gang Switch With 13A Switched Socket & Neons Cover Plate

Standards: SIN200 SIN201 SIN202 SIN203: BS EN 60669-1 SIN204 SIN205: BS 4177
Back Box Depth (mm): 47 Cable Size (mm²): 1 x 16
Dimensions (mm): 1 Gang: 86 (W) x 86 (H) x 4 (D) 2 Gang: 146 (W) x 86 (H) x 4 (D) SCP202 SCP203: 86 (W) x 146 (H) x 4 (D)

Understanding the code:
SIN - Insert Prefix 036 - Product No BK - Insert Colour SS - 'Ingot' Switch Finish (if applicable).
PW White, BK Black, GY Grey (Grey is Ingot only)
SCP - Definity™ Cover Plate Prefix 436 - Product No SS - Plate Colour.
BS Brushed Stainless, CH Polished Chrome, SS Stainless Steel, MW Metal White, MB Metal Black, PW White, BK Black

DEFINITY™ PLATES ARE MADE UP OF 2 COMPONENTS (INSERT & COVER PLATE)
Please select one of each component: Choose Insert (Blue Code) then Choose Cover Plate (Orange Code)



Ingot 45A Switches & Socket Inserts

- SIN500** 45A Ingot 1 Gang DP Switch Insert
- SIN501** 45A Ingot 1 Gang DP Switch With Neon Insert
- SIN502** 45A Ingot 2 Gang DP Switch Insert
- SIN503** 45A Ingot 2 Gang DP Switch With Neon Insert
- SIN504** 45A Ingot DP Switch With 13A DP Switched Socket Insert
- SIN505** 45A Ingot DP Switch With 13A DP Switched Socket & Neons Insert

Switches & Socket Cover Plates

- SCP200** 45A 1 Gang Switch Cover Plate
- SCP201** 45A 1 Gang Switch With Neon Cover Plate
- SCP202** 45A 2 Gang Switch Cover Plate
- SCP203** 45A 2 Gang Switch With Neon Cover Plate
- SCP204** 45A 2 Gang Switch With 13A Switched Socket Cover Plate
- SCP205** 45A 2 Gang Switch With 13A Switched Socket & Neons Cover Plate

Standards: SIN500 SIN501 SIN502 SIN503: BS EN 60669-1 SIN504 SIN505: BS 4177
Back Box Depth (mm): 47 Cable Size (mm²): 1 x 16
Dimensions (mm): 1 Gang: 86 (W) x 86 (H) x 4 (D) 2 Gang: 146 (W) x 86 (H) x 4 (D) SCP202 SCP203: 86 (W) x 146 (H) x 4 (D)

Understanding the code:
SIN - Insert Prefix 036 - Product No BK - Insert Colour SS - 'Ingot' Switch Finish (if applicable).
PW White, BK Black, GY Grey (Grey is Ingot only)
SCP - Definity™ Cover Plate Prefix 436 - Product No SS - Plate Colour.
BS Brushed Stainless, CH Polished Chrome, SS Stainless Steel, MW Metal White, MB Metal Black, PW White, BK Black

DEFINITY™ PLATES ARE MADE UP OF 2 COMPONENTS (INSERT & COVER PLATE)
Please select one of each component: Choose Insert (Blue Code) then Choose Cover Plate (Orange Code)



SIN020
SCP402

3 Pole Fan Isolation Switch Insert

SIN020 10A 3 Pole Fan Isolation Switch Insert

Unfurnished Plate Cover Plates

SCP402 1 Gang MiniGrid® Cover Plate - 2 Apertures



SIN022
SCP322



SIN023
SCP323

20A DP Switch With Optional Flex Outlet Inserts

SIN022 20A DP Switch Insert

SIN023 20A DP Switch With Neon Insert

20A DP Switch With Flex Outlet Cover Plates

SCP322 20A DP Switch Cover Plate

SCP323 20A DP Switch With Neon Cover Plate



SIN622
SCP422



SIN623
SCP423

20A DP Switch Without Flex Outlet Inserts

SIN622 20A DP Switch Insert

SIN623 20A DP Switch With Neon Insert

20A DP Switch Without Flex Outlet Cover Plates

SCP422 20A DP Switch Cover Plate

SCP423 20A DP Switch With Neon Cover Plate

Standards: BS EN 60669-1 020: BS EN 60669-2-4
Back Box Depth (mm): 35 020: 25 Cable Size (mm²): 3 x 2.5 020: 4 x 1.5 or 2 x 2.5
Dimensions (mm): 86 (W) x 86 (H) x 4 (D)

Understanding the code:
SIN - Insert Prefix 036 - Product No BK - Insert Colour SS - 'Ingot' Switch Finish (if applicable).
PW White, BK Black, GY Grey (Grey is Ingot only)
SCP - Definity™ Cover Plate Prefix 436 - Product No SS - Plate Colour.
BS Brushed Stainless, CH Polished Chrome, SS Stainless Steel, MW Metal White, MB Metal Black, PW White, BK Black

DEFINITY™ PLATES ARE MADE UP OF 2 COMPONENTS (INSERT & COVER PLATE)
Please select one of each component: Choose Insert (Blue Code) then Choose Cover Plate (Orange Code)



SIN520
SCP402

Ingot 3 Pole Fan Isolation Switch Insert

SIN520 10A Ingot 3 Pole Fan Isolation Switch Insert

Unfurnished Plate Cover Plates

SCP402 1 Gang MiniGrid® Cover Plate - 2 Apertures



SIN522
SCP322



SIN523
SCP323

Ingot 20A DP Switch With Optional Flex Inserts

SIN522 20A Ingot DP Switch Insert

SIN523 20A Ingot DP Switch With Neon Insert

20A DP Switch With Flex Outlet Cover Plates

SCP322 20A DP Switch Cover Plate

SCP323 20A DP Switch With Neon Cover Plate



SIN722
SCP422



SIN723
SCP423

Ingot 20A DP Switch Without Flex Inserts

SIN722 20A Ingot DP Switch Insert

SIN723 20A Ingot DP Switch With Neon Insert

20A DP Switch Without Flex Outlet Cover Plates

SCP422 20A DP Switch Cover Plate

SCP423 20A DP Switch With Neon Cover Plate

Standards: BS EN 60669-1 520: BS EN 60669-2-4
Back Box Depth (mm): 35 Cable Size (mm²): 20A DP: 3 x 2.5 520: 4 x 1.5 or 2 x 2.5
Dimensions (mm): 86 (W) x 86 (H) x 4 (D)

Understanding the code:
SIN - Insert Prefix 036 - Product No BK - Insert Colour SS - 'Ingot' Switch Finish (if applicable).
PW White, BK Black, GY Grey (Grey is Ingot only)
SCP - Definity™ Cover Plate Prefix 436 - Product No SS - Plate Colour.
BS Brushed Stainless, CH Polished Chrome, SS Stainless Steel, MW Metal White, MB Metal Black, PW White, BK Black

DEFINITY™ PLATES ARE MADE UP OF 2 COMPONENTS (INSERT & COVER PLATE)
Please select one of each component: Choose Insert (Blue Code) then Choose Cover Plate (Orange Code)



SIN034 SCP234



SIN038 SCP238



SIN039 SCP239

Round Pin Socket Inserts

- SIN039 2A Round Pin Socket Insert
- SIN038 5A Round Pin Socket Insert
- SIN034 15A Round Pin Switched Socket Insert

Round Pin Socket Cover Plates

- SCP239 2A Round Pin Socket Cover Plate
- SCP238 5A Round Pin Socket Cover Plate
- SCP234 15A Round Pin Switched Socket Cover Plate

Standards: BS 546
Back Box Depth (mm): 35 Cable Size (mm²): 034: 3 x 2.5 038: 4 x 1.5 or 3 x 2.5 039: 3 x 1.5
Dimensions (mm): 86 (W) x 86 (H) x 4 (D)

Understanding the code:
SIN - Insert Prefix 036 - Product No BK - Insert Colour SS - 'Ingot' Switch Finish (if applicable).
PW White, BK Black, GY Grey (Grey is Ingot only)
SCP - Definity™ Cover Plate Prefix 436 - Product No SS - Plate Colour.
BS Brushed Stainless, CH Polished Chrome, SS Stainless Steel, MW Metal White, MB Metal Black, PW White, BK Black

DEFINITY™ PLATES ARE MADE UP OF 2 COMPONENTS (INSERT & COVER PLATE)
Please select one of each component: Choose Insert (Blue Code) then Choose Cover Plate (Orange Code)



SIN024 SCP324



SIN100 SCP100

Sink/Bath Switch With Neon Insert

- SIN024 20A Sink/Bath Switch With Neon Insert

Sink & Bath Switch With Neon Cover Plate

- SCP324 20A Sink/Bath Switch With Neon Cover Plate

Dual Voltage Shaver Socket Outlet Insert

- SIN100 115/230V Dual Voltage Shaver Socket Insert

Dual Voltage Shaver Socket Outlet Cover Plate

- SCP100 Dual Voltage Shaver Socket Cover Plate

Click® dual voltage shaver outlets incorporate a double wound isolating transformer rated 20Va at 230V or 115V and meets BS EN 61558-2-5:2010 making it safe for use in bathrooms. Shaver outlet is not continuously rated and therefore not suitable for use as a permanent charging outlet.



SIN060 SCP060



SIN061 SCP061

Blank Plate Inserts

- SIN060 1 Gang Blank Plate Insert
- SIN061 2 Gang Blank Plate Insert

Blank Plate Cover Plates

- SCP060 1 Gang Blank Cover Plate
- SCP061 2 Gang Blank Cover Plate

Standards: 024: BS EN 60669-1 100: BS EN IEC 61558-1 BS EN 61558-2-5 060 061: BS 5733
Back Box Depth (mm): 060: 16 061: 25 024: 35 100: 47 Cable Size (mm²): 024: 3 x 2.5 100: 2 x 1.5 or 1 x 2.5
Dimensions (mm): 1 Gang: 86 (W) x 86 (H) x 4 (D) 2 Gang: 146 (W) x 86 (H) x 4 (D) 100: 86 (W) x 146 (H) x 4 (D)

Understanding the code:
SIN - Insert Prefix 036 - Product No BK - Insert Colour SS - 'Ingot' Switch Finish (if applicable).
PW White, BK Black, GY Grey (Grey is Ingot only)
SCP - Definity™ Cover Plate Prefix 436 - Product No SS - Plate Colour.
BS Brushed Stainless, CH Polished Chrome, SS Stainless Steel, MW Metal White, MB Metal Black, PW White, BK Black

Television, Telephone & Data Sockets

The following pages contain details of Deco Plus® products designed to deal with handling data and media transfer through telephone, computer, television or radio.



RJ11 Outlet | UK Telephone outlets
Satellite Socket Outlets | Coaxial Sockets

DEFINITY™ PLATES ARE MADE UP OF 2 COMPONENTS (INSERT & COVER PLATE)
Please select one of each component: Choose Insert (Blue Code) then Choose Cover Plate (Orange Code)



SIN120 | SIN125 **SCP120** SIN115 **SCP115** SIN121 | SIN126 **SCP121**
Twin outlets are 2 separate sockets and not internally linked together.

Single RJ11 Telephone Outlet Insert

SIN115 Single RJ11 (Irish/US) Outlet Insert

Telephone Outlet Inserts

- SIN120** Single Telephone Outlet Insert - Master
- SIN125** Single Telephone Outlet Insert - Secondary
- SIN121** Twin Telephone Outlet Insert - Master
- SIN126** Twin Telephone Outlet - Secondary Insert

Single RJ11 Telephone Outlet Cover Plate

SCP115 Single RJ11 Telephone Outlet Cover Plate

Telephone Outlet Cover Plates

- SCP120** Single Telephone Outlet Cover Plate
- SCP120** Single Telephone Outlet Cover Plate
- SCP121** Twin Telephone Outlet Cover Plate
- SCP121** Twin Telephone Outlet Cover Plate

Termination Type: IDC 115 - Screw Back Box Depth (mm): 25 115: 47
Dimensions (mm): 86 (W) x 86 (H) x 4 (D)

Understanding the code:
SIN - Insert Prefix 036 - Product No BK - Insert Colour SS - 'Ingot' Switch Finish (if applicable).
PW White, BK Black, GY Grey (Grey is Ingot only)
SCP - Definity™ Cover Plate Prefix 436 - Product No SS - Plate Colour.
BS Brushed Stainless, CH Polished Chrome, SS Stainless Steel, MW Metal White, MB Metal Black, PW White, BK Black

DEFINITY™ PLATES ARE MADE UP OF 2 COMPONENTS (INSERT & COVER PLATE)
Please select one of each component: Choose Insert (Blue Code) then Choose Cover Plate (Orange Code)



Non-isolated Coaxial Outlet Inserts

- SIN065** Single Coaxial Outlet Insert
- SIN066** Twin Coaxial Outlet Insert

Isolated Coaxial Socket Inserts

- SIN158** Single Isolated Coaxial Outlet Insert
- SIN159** Twin Isolated Coaxial Outlet Insert

Satellite Socket Inserts

- SIN156** Non-isolated Single Satellite Outlet Insert
- SIN157** Isolated Satellite & Isolated Coaxial Outlet Insert
- SIN170** Non-isolated Satellite & Non-isolated Coaxial Outlet Insert

Coaxial & Satellite Cover Plates

- SCP231** Single Coaxial Outlet Cover Plate
- SCP232** Twin Coaxial Outlet Cover Plate

Coaxial & Satellite Cover Plates

- SCP231** Single Coaxial Outlet Cover Plate
- SCP232** Twin Coaxial Outlet Cover Plate

Coaxial & Satellite Cover Plates

- SCP231** Single Coaxial Outlet Cover Plate
- SCP232** Twin Coaxial Outlet Cover Plate
- SCP232** Twin Coaxial Outlet Cover Plate

Isolated outlets will filter out any interference, if a 2 way signal is required, i.e. for use with satellite hard wire extensions, then a non-isolated outlet is required.

Back Box Depth (mm): 25
Dimensions (mm): 86 (W) x 86 (H) x 4 (D)


Understanding the code:
SIN - Insert Prefix 036 - Product No BK - Insert Colour SS - 'Ingot' Switch Finish (if applicable).
PW White, BK Black, GY Grey (Grey is Ingot only)
SCP - Definity™ Cover Plate Prefix 436 - Product No SS - Plate Colour.
BS Brushed Stainless, CH Polished Chrome, SS Stainless Steel, MW Metal White, MB Metal Black, PW White, BK Black



SIN310 SCP310



SIN311 SCP311



SIN312 SCP312

MM410WH MM440WH

new media™ For a complete range of New Media™ modules please see the New Media™ section of this catalogue.

Selecting from a range of module inserts covering all manner of media transfer, the installer will now be able to configure their own arrangement of TV, radio or satellite reception, plus speaker, telephone and data outlets. All modules can be inserted into single or double wall plates, fitted onto standard switch and socket boxes.

All New Media™ plates are suitable for use with standard euro module inserts.

DEFINITY™ PLATES ARE MADE UP OF 2 COMPONENTS (INSERT & COVER PLATE)

Please select one of each component:
 Choose Insert (**Blue Code**)
 then Choose Cover Plate (**Orange Code**)

New Media™ Unfurnished Plate Inserts

- SIN310BK 1 Gang New Media™ Unfurnished Plate Insert - 1 Aperture
- SIN311BK 1 Gang New Media™ Unfurnished Plate Insert - 2 Apertures
- SIN312BK 2 Gang New Media™ Unfurnished Plate Insert - 4 Apertures

New Media™ Cover Plates

- SCP310 1 Gang New Media™ Cover Plate - 1 Aperture
- SCP311 1 Gang New Media™ Cover Plate - 2 Apertures
- SCP312 2 Gang New Media™ Cover Plate - 4 Apertures

Back Box Depth (mm): Dependent On Modules Fitted
 Dimensions (mm): 1 Gang: 86 (W) x 86 (H) x 4 (D) 2 Gang: 146 (W) x 86 (H) x 4 (D)

Understanding the code:
 SIN - Insert Prefix 036 - Product No BK - Insert Colour SS - 'Ingot' Switch Finish (if applicable).
 PW White, BK Black, GY Grey (Grey is Ingot only)
 SCP - Definity™ Cover Plate Prefix 436 - Product No SS - Plate Colour.
 BS Brushed Stainless, CH Polished Chrome, SS Stainless Steel, MW Metal White, MB Metal Black, PW White, BK Black

Components Listing

Definity™ gives the flexibility to mix and match insert colours to cover plate finishes giving infinite combinations.

With a wide selection of standard and 'ingot' metallic inserts, simply select your design and colour of insert.

After selecting your choice of insert choose your preferred cover plate and simply clip it onto the insert to finalise the installation.



Insert Design



10AX 1 Gang
2 Way Switch



10AX 1 Gang
Intermediate
Switch



Single Plate
Single Aperture
'Unfurnished'



10AX 2 Gang
2 Way Switch



Single Plate
Twin Aperture
'Unfurnished'

Select either a Standard or Ingot Insert

Standard Insert
SIN011BK - Black
SIN011PW - White

Standard Insert
SIN025BK - Black
SIN025PW - White

Insert Frame Only
SIN401BK - Black
SIN401PW - White
SIN401GY - Grey
SIN401RD - Red

Standard Insert
SIN012BK - Black
SIN012PW - White

Insert Frame Only
SIN402BK - Black
SIN402PW - White
SIN402GY - Grey
SIN402RD - Red

Ingot Switch Insert

SIN411BKBS
Black & Brushed Stainless

SIN411BKCH
Black & Chrome

SIN411BKSS
Black & Stainless Steel

SIN411PWBS
White & Brushed Stainless

SIN411PWCH
White & Chrome

SIN411PWSS
White & Stainless Steel

SIN411GYBS
Grey & Brushed Stainless

SIN411GYSS
Grey & Stainless Steel

Ingot Switch Insert

SIN425BKBS
Black & Brushed
Stainless

SIN425BKCH
Black & Chrome

SIN425BKSS
Black & Stainless Steel

SIN425PWBS
White & Brushed
Stainless

SIN425PWCH
White & Chrome

SIN425PWSS
White & Stainless Steel

SIN425GYBS
Grey & Brushed
Stainless

SIN425GYSS
Grey & Stainless Steel

Ingot Switch Insert

SIN412BKBS
Black & Brushed
Stainless

SIN412BKCH
Black & Chrome

SIN412BKSS
Black & Stainless Steel

SIN412PWBS
White & Brushed
Stainless

SIN412PWCH
White & Chrome

SIN412PWSS
White & Stainless Steel

SIN412GYBS
Grey & Brushed
Stainless

SIN412GYSS
Grey & Stainless Steel

Cover Plate

Single Cover Plate Single Aperture

SCP401



Available in Red (RD)

Single Cover Plate Twin Aperture

SCP402



Available in Red (RD)

Standards: BS EN 60669-1 401 402: BS 5733
Back Box Depth (mm): 25 401 402: Dependent On Modules Fitted
Cable Size (mm²): 4 x 1.5 or 2 x 2.5
Dimensions (mm): 1 Gang: 86 (W) x 86 (H) x 4 (D) 2 Gang: 146 (W) x 86 (H) x 4 (D)

Understanding the code:
SIN - Insert Prefix 036 - Product No BK - Insert Colour SS - 'Ingot' Switch Finish (if applicable).
PW White, BK Black, GY Grey (Grey is Ingot only)

SCP - Definity™ Cover Plate Prefix 436 - Product No SS - Plate Colour.
BS Brushed Stainless, CH Polished Chrome, SS Stainless Steel, MW Metal White, MB Metal Black, PW White, BK Black

Insert Design



10AX 3 Gang
2 Way Switch



Single Plate Triple
Aperture 'Unfurnished'



10AX 4 Gang 2 Way Switch



Double Plate (2 x 2)
Aperture 'Unfurnished'

Select either a Standard or Ingot Insert

Standard Insert
SIN013BK - Black
SIN013PW - White

Insert Frame Only
SIN403BK - Black
SIN403PW - White
SIN403GY - Grey
SIN403RD - Red

Standard Insert
SIN019BK - Black
SIN019PW - White

Insert Frame Only
SIN404BK - Black
SIN404PW - White
SIN404GY - Grey

Ingot Switch Insert

SIN413BKBS
Black & Brushed
Stainless

SIN413BKCH
Black & Chrome

SIN413BKSS
Black & Stainless Steel

SIN413PWBS
White & Brushed
Stainless

SIN413PWCH
White & Chrome

SIN413PWSS
White & Stainless Steel

SIN413GYBS
Grey & Brushed Stainless

SIN413GYSS
Grey & Stainless Steel

Ingot Switch Insert

SIN414BKBS
Black & Brushed Stainless

SIN414BKCH
Black & Chrome

SIN414BKSS
Black & Stainless Steel

SIN414PWBS
White & Brushed Stainless

SIN414PWCH
White & Chrome

SIN414PWSS
White & Stainless Steel

SIN414GYBS
Grey & Brushed Stainless

SIN414GYSS
Grey & Stainless Steel

Cover Plate

Single Cover Plate Triple Aperture

SCP403



Available in Red (RD)

Double Cover Plate (2 x 2) Aperture

SCP404



Standards: BS EN 60669-1 403 404: BS 5733
Back Box Depth (mm): 25 403 404: Dependent On Modules Fitted
Cable Size (mm²): 4 x 1.5 or 2 x 2.5
Dimensions (mm): 1 Gang: 86 (W) x 86 (H) x 4 (D) 2 Gang: 146 (W) x 86 (H) x 4 (D)

Understanding the code:
SIN - Insert Prefix 036 - Product No BK - Insert Colour SS - 'Ingot' Switch Finish (if applicable).
PW White, BK Black, GY Grey (Grey is Ingot only)

SCP - Definity™ Cover Plate Prefix 436 - Product No SS - Plate Colour.
BS Brushed Stainless, CH Polished Chrome, SS Stainless Steel, MW Metal White, MB Metal Black, PW White, BK Black

Insert Design



10AX 6 Gang
2 Way Switch



Double Plate
(2 x 3) Aperture
'Unfurnished'



Double Plate
(6 In-line) Aperture
'Unfurnished'

Select either a Standard or Ingot Insert

Standard Insert
SIN105BK - Black
SIN105PW - White

Standard Insert
SIN406BK - Black
SIN406PW - White
SIN406GY - Grey

Standard Insert
SIN426BK - Black
SIN426PW - White
SIN426GY - Grey

Ingot Switch Insert
SIN416BKBS
Black & Brushed Stainless
SIN416BKCH
Black & Chrome
SIN416BKSS
Black & Stainless Steel
SIN416PWBS
White & Brushed Stainless
SIN416PWCH
White & Chrome
SIN416PWSS
White & Stainless Steel
SIN416GYBS
Grey & Brushed Stainless
SIN416GYSS
Grey & Stainless Steel

Cover Plate

Double Cover Plate (2 x 3) Aperture
SCP406



Double Cover Plate (6 In-line) Aperture
SCP426



Standards: BS EN 60669-1 406 426: BS 5733
Back Box Depth (mm): 25 406 426: Dependent On Modules Fitted
Cable Size (mm²): 4 x 1.5 or 2 x 2.5
Dimensions (mm): 1 Gang: 86 (W) x 86 (H) x 4 (D) 2 Gang: 146 (W) x 86 (H) x 4 (D)

Understanding the code:
SIN - Insert Prefix 036 - Product No BK - Insert Colour SS - 'Ingot' Switch Finish (if applicable).
PW White, BK Black, GY Grey (Grey is Ingot only)
SCP - Definity™ Cover Plate Prefix 436 - Product No SS - Plate Colour.
BS Brushed Stainless, CH Polished Chrome, SS Stainless Steel, MW Metal White, MB Metal Black, PW White, BK Black

Insert Design



1 Gang 2 Way Rotary
Dimmer Switch



2 Gang 2 Way Rotary
Dimmer Switch



3 Gang 2 Way Rotary
Dimmer Switch



4 Gang 2 Way
Dimmer Switch

Select a Standard Insert

Dimmer Switch
SIN140
400W / Va
Suitable for dimming
both resistive and
inductive loads

SIN141
250W / Va
Suitable for dimming
both resistive and
inductive loads

SIN161
100W / Va
Suitable for dimming
dimable LED light sources

Dimmer knob supplied
with cover plate

**Rotary Dimmer
Mounting Plate**
SIN141PL
Dimmer module
supplied separately

Dimmer Switch
SIN142
250W / Va
Suitable for dimming
both resistive and
inductive loads

SIN162
100W / Va
Suitable for dimming
dimable LED light sources

Dimmer knob supplied
with cover plate

**Rotary Dimmer
Mounting Plate**
SIN142PL
Dimmer module
supplied separately

Dimmer Switch
SIN143
250W / Va
Suitable for dimming
both resistive and
inductive loads

SIN163
100W / Va
Suitable for dimming
dimable LED light sources

Dimmer knob supplied
with cover plate

**Rotary Dimmer
Mounting Plate**
SIN143PL
Dimmer module
supplied separately

Dimmer Switch
SIN144
250W / Va
Suitable for dimming
both resistive and
inductive loads

SIN164
100W / Va
Suitable for dimming
dimable LED light sources

Dimmer knob supplied
with cover plate

**Rotary Dimmer
Mounting Plate**
SIN144PL
Dimmer module supplied
separately

Cover Plate

1 Gang Dimmer Switch
Cover Plate & Knob
SCP241



2 Gang Dimmer Switch
Cover Plate & Knobs
SCP242



3 Gang Dimmer Switch
Cover Plate & Knobs
SCP243



4 Gang Dimmer Switch
Cover Plate & Knobs
SCP244



Standards: BS EN 60669-1 BS EN 55015 BS EN 61000-3-2 100W: BS EN 60669-2-1 250W 400W: BS EN 61000-3-3 Plates: BS 5733
Type: 250W 400W: Leading Edge, 400W: Trailing Edge Back Box Depth (mm): 35 Cable Size (mm²): 2 x 1.5
Dimensions (mm): 1 Gang: 86 (W) x 86 (H) x 4 (D) 2 Gang: 146 (W) x 86 (H) x 4 (D)

Understanding the code:
SIN - Insert Prefix 036 - Product No BK - Insert Colour SS - 'Ingot' Switch Finish (if applicable).
PW White, BK Black, GY Grey (Grey is Ingot only)
SCP - Definity™ Cover Plate Prefix 436 - Product No SS - Plate Colour.
BS Brushed Stainless, CH Polished Chrome, SS Stainless Steel, MW Metal White, MB Metal Black, PW White, BK Black, BKCH Black with Chrome Knobs

Insert Design



10AX 1 Gang 2 Way Toggle Switch



10AX 1 Gang Intermediate Toggle Switch

Select a Standard Insert

Toggle Switch
SIN421CH - Chrome
SIN421PN - Pearl Nickel

Toggle Switch
SIN420CH - Chrome
SIN420PN - Pearl Nickel

Recommended Cover Plate and Toggle Switch
Chrome Toggle:
 Chrome
Pearl Nickel Toggle:
 Brushed Stainless & Stainless Steel

Recommended Cover Plate and Toggle Switch
Chrome Toggle:
 Chrome
Pearl Nickel Toggle:
 Brushed Stainless & Stainless Steel

Cover Plate

1 Gang Toggle Switch Cover Plate
SCP221



Standards: BS EN 60669-1
 Back Box Depth (mm): 35 Cable Size (mm?): 4 x 1.5 or 2 x 2.5
 Dimensions (mm): 1 Gang: 86 (W) x 86 (H) x 4 (D) 2 Gang: 146 (W) x 86 (H) x 4 (D)

Understanding the code:
SIN - Insert Prefix **036** - Product No **BK** - Insert Colour **SS** - 'Ingot' Switch Finish (if applicable).
 PW White, BK Black, GY Grey (Grey is Ingot only)
SCP - Definity™ Cover Plate Prefix **436** - Product No **SS** - Plate Colour.
 BS Brushed Stainless, CH Polished Chrome, SS Stainless Steel, MW Metal White, MB Metal Black, PW White, BK Black

Insert Design



10AX 2 Gang 2 Way Toggle Switch



10AX 3 Gang 2 Way Toggle Switch



10AX 4 Gang 2 Way Toggle Switch

Select a Standard Insert

Toggle Switch
SIN422CH - Chrome
SIN422PN - Pearl Nickel

Toggle Switch
SIN423CH - Chrome
SIN423PN - Pearl Nickel

Toggle Switch
SIN424CH - Chrome
SIN424PN - Pearl Nickel

Recommended Cover Plate and Toggle Switch
Chrome Toggle:
 Chrome
Pearl Nickel Toggle:
 Brushed Stainless & Stainless Steel

Recommended Cover Plate and Toggle Switch
Chrome Toggle:
 Chrome
Pearl Nickel Toggle:
 Brushed Stainless & Stainless Steel

Recommended Cover Plate and Toggle Switch
Chrome Toggle:
 Chrome
Pearl Nickel Toggle:
 Brushed Stainless & Stainless Steel

Cover Plate

2 Gang Toggle Switch Cover Plate
SCP222



3 Gang Toggle Switch Cover Plate
SCP223



4 Gang Toggle Switch Cover Plate
SCP224



Standards: BS EN 60669-1
 Back Box Depth (mm): 35 Cable Size (mm?): 4 x 1.5 or 2 x 2.5
 Dimensions (mm): 1 Gang: 86 (W) x 86 (H) x 4 (D) 2 Gang: 146 (W) x 86 (H) x 4 (D)

Understanding the code:
SIN - Insert Prefix **036** - Product No **BK** - Insert Colour **SS** - 'Ingot' Switch Finish (if applicable).
 PW White, BK Black, GY Grey (Grey is Ingot only)
SCP - Definity™ Cover Plate Prefix **436** - Product No **SS** - Plate Colour.
 BS Brushed Stainless, CH Polished Chrome, SS Stainless Steel, MW Metal White, MB Metal Black, PW White, BK Black

Insert Design



20A Double Pole Switch with Flex Outlet



20A Double Pole Switch with Flex Outlet & Neon



20A Double Pole Switch



20A Double Pole Switch with Neon

Select either a Standard or Ingot Insert

Standard Insert
SIN022BK - Black
SIN022PW - White

Standard Insert
SIN023BK - Black
SIN023PW - White

Standard Insert
SIN622BK - Black
SIN622PW - White

Standard Insert
SIN623BK - Black
SIN623PW - White

Ingot Switch Insert
SIN522BKBS
Black & Brushed Stainless
SIN522BKCH
Black & Chrome
SIN522BKSS
Black & Stainless Steel
SIN522PWBS
White & Brushed Stainless
SIN522PWCH
White & Chrome
SIN522PWSS
White & Stainless Steel
SIN522GYBS
Grey & Brushed Stainless
SIN522GYSS
Grey & Stainless Steel

Ingot Switch Insert
SIN523BKBS
Black & Brushed Stainless
SIN523BKCH
Black & Chrome
SIN523BKSS
Black & Stainless Steel
SIN523PWBS
White & Brushed Stainless
SIN523PWCH
White & Chrome
SIN523PWSS
White & Stainless Steel
SIN523GYBS
Grey & Brushed Stainless
SIN523GYSS
Grey & Stainless Steel

Ingot Switch Insert
SIN722BKBS
Black & Brushed Stainless
SIN722BKCH
Black & Chrome
SIN722BKSS
Black & Stainless Steel
SIN722PWBS
White & Brushed Stainless
SIN722PWCH
White & Chrome
SIN722PWSS
White & Stainless Steel
SIN722GYBS
Grey & Brushed Stainless
SIN722GYSS
Grey & Stainless Steel

Ingot Switch Insert
SIN723BKBS
Black & Brushed Stainless
SIN723BKCH
Black & Chrome
SIN723BKSS
Black & Stainless Steel
SIN723PWBS
White & Brushed Stainless
SIN723PWCH
White & Chrome
SIN723PWSS
White & Stainless Steel
SIN723GYBS
Grey & Brushed Stainless
SIN723GYSS
Grey & Stainless Steel

Cover Plate

20A DP Switch with Flex Outlet Cover Plate

SCP322



20A DP Switch with Flex Outlet & Neon Cover Plate

SCP323



20A DP Switch Cover Plate

SCP422



20A DP Switch with Neon Cover Plate

SCP423



Standards: BS EN 60669-1
Back Box Depth (mm): 35 Cable Size (mm²): 3 x 2.5
Dimensions (mm): 1 Gang: 86 (W) x 86 (H) x 4 (D)

Understanding the code:
SIN - Insert Prefix 036 - Product No BK - Insert Colour SS - 'Ingot' Switch Finish (if applicable).
PW White, BK Black, GY Grey (Grey is Ingot only)
SCP - Definity™ Cover Plate Prefix 436 - Product No SS - Plate Colour.
BS Brushed Stainless, CH Polished Chrome, SS Stainless Steel, MW Metal White, MB Metal Black, PW White, BK Black

Insert Design



20A Sink & Bath Switch with Neon



10A 3 Pole Fan Isolation Switch



Lockable Switch

Select either a Standard or Ingot Insert

Standard Insert
SIN024BK - Black
SIN024PW - White

Standard Insert
SIN020BK - Black
SIN020PW - White

Standard Insert
SIN660BK - Black

Ingot Switch Insert
SIN520BKBS
Black & Brushed Stainless
SIN520BKCH
Black & Chrome
SIN520BKSS
Black & Stainless Steel
SIN520PWBS
White & Brushed Stainless
SIN520PWCH
White & Chrome
SIN520PWSS
White & Stainless Steel
SIN520GYBS
Grey & Brushed Stainless
SIN520GYSS
Grey & Stainless Steel

Cover Plate

20A Sink & Bath Switch with Neon Cover Plate

SCP324



10A Fan Isolation Switch Cover Plate

SCP402



Available in Red (RD)

Lockable Switch Cover Plate

SCP660



Standards: BS EN 60669-2-4 020 660: BS EN 60669-1
Back Box Depth (mm): 520 25 024: 35 660: 47
Cable Size (mm²): 020 520: 4 x 1.5 or 2 x 2.5 024: 3 x 2.5 660: 3 x 2.5 or 2 x 4
Dimensions (mm): 1 Gang: 86 (W) x 86 (H) x 4 (D)

Understanding the code:
SIN - Insert Prefix 036 - Product No BK - Insert Colour SS - 'Ingot' Switch Finish (if applicable).
PW White, BK Black, GY Grey (Grey is Ingot only)
SCP - Definity™ Cover Plate Prefix 436 - Product No SS - Plate Colour.
BS Brushed Stainless, CH Polished Chrome, SS Stainless Steel, MW Metal White, MB Metal Black, PW White, BK Black

Insert Design



Lockable Socket



UK 13A 1 Gang Socket Outlet



115/230V Dual Voltage Shaver Socket Outlet

Select a Standard Insert

Standard Insert
 SIN655BK - Black
 SIN655PW - White
 SIN655GY - Grey

Standard Insert
 SIN630BK - Black
 SIN630PW - White

Standard Insert
 SIN100BK - Black
 SIN100PW - White
 SIN100GY - Grey

Click® dual voltage shaver outlets incorporate a double wound isolating transformer rated 20Va at 230V or 115V and meets BS EN 61558-2-5:2010 making it safe for use in bathrooms. Shaver outlet is not continuously rated and therefore not suitable for use as a permanent charging outlet.

Cover Plate

Lockable Socket Cover Plate
 SCP655



UK 13A 1 Gang Socket Outlet Cover Plate
 SCP430



Dual Voltage Shaver Socket Outlet Cover Plate
 SCP100



Standards: 100: BS EN IEC 61558-1 BS EN 61558-2-5 630: BS 1363-2 655: BS EN 60669-1 BS 1363-2
 Cable Size (mm²): 3 x 2.5 or 2 x 4 100: 2 x 1.5 or 1 x 2.5 Back Box Depth (mm): 47 630: 35
 Dimensions (mm): 1 Gang: 86 (W) x 86 (H) x 4 (D) 2 Gang: 146 (W) x 86 (H) x 4 (D) 100: 86 (W) x 146 (H) x 4 (D)

Understanding the code:
 SIN - Insert Prefix 036 - Product No BK - Insert Colour SS - 'Ingot' Switch Finish (if applicable).
 PW White, BK Black, GY Grey (Grey is Ingot only)
 SCP - Definity™ Cover Plate Prefix 436 - Product No SS - Plate Colour.
 BS Brushed Stainless, CH Polished Chrome, SS Stainless Steel, MW Metal White, MB Metal Black, PW White, BK Black

Insert Design



2A 1 Gang Round Pin Socket Outlet



5A 1 Gang Round Pin Socket Outlet



15A 1 Gang Round Pin Switched Socket Outlet

Select a Standard Insert

Standard Insert
 SIN039BK - Black
 SIN039PW - White

Standard Insert
 SIN038BK - Black
 SIN038PW - White
 SIN038GY - Grey

Standard Insert
 SIN034BK - Black
 SIN034PW - White

Cover Plate

2A 1 Gang Round Pin Socket Outlet Cover Plate
 SCP239



5A 1 Gang Round Pin Socket Outlet Cover Plate
 SCP238



15A 1 Gang Round Pin Switched Socket Outlet Cover Plate
 SCP234



Standards: BS 546
 Back Box Depth (mm): 35
 Cable Size (mm²): 034: 3 x 2.5 038: 4 x 1.5 or 3 x 2.5 039: 3 x 1.5 660: 3 x 2.5 or 2 x 4
 Dimensions (mm): 1 Gang: 86 (W) x 86 (H) x 4 (D)

Understanding the code:
 SIN - Insert Prefix 036 - Product No BK - Insert Colour SS - 'Ingot' Switch Finish (if applicable).
 PW White, BK Black, GY Grey (Grey is Ingot only)
 SCP - Definity™ Cover Plate Prefix 436 - Product No SS - Plate Colour.
 BS Brushed Stainless, CH Polished Chrome, SS Stainless Steel, MW Metal White, MB Metal Black, PW White, BK Black

Insert Design



UK 13A 1 Gang Double Pole Switched Socket Outlet



UK 13A 2 Gang Double Pole Switched Socket Outlet

Select either a Standard or Ingot Insert

Standard Insert
 SIN035BK - Black
 SIN035PW - White

Ingot Switch Insert
 SIN535BKBS
 Black & Brushed Stainless
 SIN535BKCH
 Black & Chrome
 SIN535BKSS
 Black & Stainless Steel
 SIN535GYBS
 White & Brushed Stainless
 SIN535PWCH
 White & Chrome
 SIN535PWSS
 White & Stainless Steel
 SIN535PWBS
 Grey & Brushed Stainless
 SIN535GYSS
 Grey & Stainless Steel

Standard Insert
 SIN036BK - Black
 SIN036PW - White
 SIN036RD - Red

Ingot Switch Insert
 SIN536BKBS
 Black & Brushed Stainless
 SIN536BKCH
 Black & Chrome
 SIN536BKSS
 Black & Stainless Steel
 SIN536PWBS
 White & Brushed Stainless
 SIN536PWCH
 White & Chrome
 SIN536PWSS
 White & Stainless Steel
 SIN536YWBS
 Grey & Brushed Stainless
 SIN536GYSS
 Grey & Stainless Steel

Cover Plate

UK 13A 1 Gang Switched Socket Outlet Cover Plate

SCP435



UK 13A 2 Gang Switched Socket Outlet Cover Plate

SCP436



Available in Red (RD)

Standards: BS 1363-2
 Back Box Depth (mm): 35 Cable Size (mm²): 3 x 2.5 or 2 x 4
 Dimensions (mm): 1 Gang: 86 (W) x 86 (H) x 4 (D) 2 Gang: 146 (W) x 86 (H) x 4 (D)

Understanding the code:
 SIN - Insert Prefix 036 - Product No BK - Insert Colour SS - 'Ingot' Switch Finish (if applicable).
 PW White, BK Black, GY Grey (Grey is Ingot only)
 SCP - Definity™ Cover Plate Prefix 436 - Product No SS - Plate Colour.
 BS Brushed Stainless, CH Polished Chrome, SS Stainless Steel, MW Metal White, MB Metal Black, PW White, BK Black

Safety Shutter Sockets (Excluding USB options) are only available for sale in the Republic of Ireland.

Insert Design



13A 1 Gang DP Switched Safety Shutter Socket Outlet Insert



13A 2 Gang DP Switched Safety Shutter Socket Outlet (Twin Earth) Insert

Select either a Standard or Ingot Insert

Standard Insert
 SIN1035BK - Black
 SIN1035PW - White

Ingot Switch Insert
 SIN1535BKBS
 Black & Brushed Stainless
 SIN1535BKCH
 Black & Chrome
 SIN1535BKSS
 Black & Stainless Steel
 SIN1535PWBS
 White & Brushed Stainless
 SIN1535PWCH
 White & Chrome
 SIN1535PWSS
 White & Stainless Steel

Standard Insert
 SIN1036BK - Black
 SIN1036PW - White

Ingot Switch Insert
 SIN1536BKBS
 Black & Brushed Stainless
 SIN1536BKCH
 Black & Chrome
 SIN1536BKSS
 Black & Stainless Steel
 SIN1536PWBS
 White & Brushed Stainless
 SIN1536PWCH
 White & Chrome
 SIN1536PWSS
 White & Stainless Steel

Cover Plate

13A 1 Gang Switched Safety Shutter Socket Cover Plate

SCP835



13A 2 Gang Switched Socket Cover Plate

SCP436



Available in Red (RD)

Standards: BS 1363-2
 Back Box Depth (mm): 35 Cable Size (mm²): 3 x 2.5 or 2 x 4
 Dimensions (mm): 1 Gang: 86 (W) x 86 (H) x 4 (D) 2 Gang: 146 (W) x 86 (H) x 4 (D)

Understanding the code:
 SIN - Insert Prefix 036 - Product No BK - Insert Colour SS - 'Ingot' Switch Finish (if applicable).
 PW White, BK Black, GY Grey (Grey is Ingot only)
 SCP - Definity™ Cover Plate Prefix 436 - Product No SS - Plate Colour.
 BS Brushed Stainless, CH Polished Chrome, SS Stainless Steel, MW Metal White, MB Metal Black, PW White, BK Black

Safety Shutter Sockets (Excluding USB options) are only available for sale in the Republic of Ireland.

Insert Design



13A 2 Gang DP Switched Safety Shutter Socket Outlet With Outboard Rockers (Twin Earth) Insert



13A 2 Gang DP Switched Safety Shutter Socket Outlet With Outboard Rockers & Neons (Twin Earth) Insert



UK 13A 1 Gang Switched Socket Outlet with 2.1A USB Outlet

Select either a Standard or Ingot Insert

Standard Insert
SIN1836BK - Black
SIN1836PW - White

Ingot Switch Insert
SIN1836BKBS
Black & Brushed Stainless
SIN1836BKCH
Black & Chrome
SIN1836BKSS
Black & Stainless Steel
SIN1836PWBS
White & Brushed Stainless
SIN1836PWCH
White & Chrome
SIN1836PWSS
White & Stainless Steel

Standard Insert
SIN1840BK - Black
SIN1840PW - White

Standard Insert
SIN771UBK - Black
SIN771UPW - White

Ingot Switch Insert
SIN571UBKBS
Black & Brushed Stainless
SIN571UBKCH
Black & Chrome
SIN571UBKSS
Black & Stainless Steel
SIN571UPWBS
White & Brushed Stainless
SIN571UPWCH
White & Chrome
SIN571UPWSS
White & Stainless Steel
SIN571UGYBS
Grey & Brushed Stainless
SIN571UGYSS
Grey & Stainless Steel

Cover Plate

13A 2 Gang Outboard Switched Safety Shutter Socket Cover Plate



SCP840

UK 13A 1 Gang Switched Socket Outlet with 2.1A USB Outlet Cover Plate



SCP471U

Standards: BS 1363-2 771U: BS 1363-2: 2016 +A1: 2018 BS EN IEC 62368-1 BS EN 62680-1-1
Back Box Depth (mm): 35 Cable Size (mm²): 3 x 2.5 or 2 x 4
Dimensions (mm): 1 Gang: 86 (W) x 86 (H) x 4 (D) 2 Gang: 146 (W) x 86 (H) x 4 (D)

Understanding the code:
SIN - Insert Prefix 036 - Product No BK - Insert Colour SS - 'Ingot' Switch Finish (if applicable).
PW White, BK Black, GY Grey (Grey is Ingot only)
SCP - Definity™ Cover Plate Prefix 436 - Product No SS - Plate Colour.
BS Brushed Stainless, CH Polished Chrome, SS Stainless Steel, MW Metal White, MB Metal Black, PW White, BK Black

Safety Shutter Sockets (Excluding USB options) are only available for sale in the Republic of Ireland.

Insert Design



UK 13A 2 Gang Switched Socket Outlet with 2.1A USB Outlet



UK 13A 2 Gang Switched Socket Outlet with Twin 2.1A USB Outlets



13A 2 Gang Switched Safety Shutter Socket Outlet With Type A & C USB (4.2A) Outlets (Twin Earth) Insert

Select either a Standard or Ingot Insert

Standard Insert
SIN770BK - Black
SIN770PW - White

Ingot Switch Insert
SIN570BKBS
Black & Brushed Stainless
SIN570BKCH
Black & Chrome
SIN570BKSS
Black & Stainless Steel
SIN570PWBS
White & Brushed Stainless
SIN570PWCH
White & Chrome
SIN570PWSS
White & Stainless Steel

Standard Insert
SIN780BK - Black
SIN780PW - White

Ingot Switch Insert
SIN580BKBS
Black & Brushed Stainless
SIN580BKCH
Black & Chrome
SIN580BKSS
Black & Stainless Steel
SIN580PWBS
White & Brushed Stainless
SIN580PWCH
White & Chrome
SIN580PWSS
White & Stainless Steel
SIN580GYBS
Grey & Brushed Stainless
SIN580GYSS
Grey & Stainless Steel

Standard Insert
SIN786BK - Black
SIN786PW - White

Ingot Switch Insert
SIN586BKBS
Black & Brushed Stainless
SIN586BKCH
Black & Chrome
SIN586BKSS
Black & Stainless Steel
SIN586PWBS
White & Brushed Stainless
SIN586PWCH
White & Chrome
SIN586PWSS
White & Stainless Steel
SIN586GYBS
Grey & Brushed Stainless
SIN586GYSS
Grey & Stainless Steel

Cover Plate

UK 13A 2 Gang Switched Socket Outlet with 2.1A USB Outlet Cover Plate



SCP470

UK 13A 2 Gang Switched Socket Outlet with Twin 2.1A USB Outlets Cover Plate



SCP480

UK 13A 2 Gang Switched Safety Shutter Socket Outlet With Type A & C USB (4.2A) Cover Plate



SCP486

Standards: BS 1363-2: 2016 +A1: 2018 BS EN IEC 62368-1 BS EN 62680-1-1
Back Box Depth (mm): 35 Cable Size (mm²): 3 x 2.5 or 2 x 4
Dimensions (mm): 1 Gang: 86 (W) x 86 (H) x 4 (D) 2 Gang: 146 (W) x 86 (H) x 4 (D)

Understanding the code:
SIN - Insert Prefix 036 - Product No BK - Insert Colour SS - 'Ingot' Switch Finish (if applicable).
PW White, BK Black, GY Grey (Grey is Ingot only)
SCP - Definity™ Cover Plate Prefix 436 - Product No SS - Plate Colour.
BS Brushed Stainless, CH Polished Chrome, SS Stainless Steel, MW Metal White, MB Metal Black, PW White, BK Black

Insert Design



13A Fused Connection Unit with Flex Outlet



13A Fused Connection Unit Double Pole Switched with Flex Outlet



13A Fused Connection Unit Double Pole Switched with Flex Outlet & Neon



13A Fused Connection Unit with Flex Outlet & Neon

Select either a Standard or Ingot Insert

Standard Insert
SIN050BK - Black
SIN050PW - White

Standard Insert
SIN051BK - Black
SIN051PW - White

Standard Insert
SIN052BK - Black
SIN052PW - White

Standard Insert
SIN053BK - Black
SIN053PW - White

Ingot Switch Insert
SIN550BKBS
Black & Brushed Stainless
SIN550BKCH
Black & Chrome
SIN550BKSS
Black & Stainless Steel
SIN550PWBS
White & Brushed Stainless
SIN550PWCH
White & Chrome
SIN550PWSS
White & Stainless Steel
SIN550GYBS
Grey & Brushed Stainless
SIN550GYSS
Grey & Stainless Steel

Ingot Switch Insert
SIN551BKBS
Black & Brushed Stainless
SIN551BKCH
Black & Chrome
SIN551BKSS
Black & Stainless Steel
SIN551PWBS
White & Brushed Stainless
SIN551PWCH
White & Chrome
SIN551PWSS
White & Stainless Steel
SIN551GYBS
Grey & Brushed Stainless
SIN551GYSS
Grey & Stainless Steel

Ingot Switch Insert
SIN552BKBS
Black & Brushed Stainless
SIN552BKCH
Black & Chrome
SIN552BKSS
Black & Stainless Steel
SIN552PWBS
White & Brushed Stainless
SIN552PWCH
White & Chrome
SIN552PWSS
White & Stainless Steel
SIN552GYBS
Grey & Brushed Stainless
SIN552GYSS
Grey & Stainless Steel

Ingot Switch Insert
SIN553BKBS
Black & Brushed Stainless
SIN553BKCH
Black & Chrome
SIN553BKSS
Black & Stainless Steel
SIN553PWBS
White & Brushed Stainless
SIN553PWCH
White & Chrome
SIN553PWSS
White & Stainless Steel
SIN553GYBS
Grey & Brushed Stainless
SIN553GYSS
Grey & Stainless Steel

Cover Plate

13A FCU with Flex Outlet Cover Plate
SCP150



13A FCU Switched with Flex Outlet Cover Plate
SCP151



13A FCU Switched with Flex Outlet & Neon Cover Plate
SCP152



13A FCU with Flex Outlet & Neon Cover Plate
SCP153



Standards: BS 1363-4 BS 1362
Back Box Depth (mm): 35 Cable Size (mm²): 3 x 2.5 or 2 x 4
Dimensions (mm): 1 Gang: 86 (W) x 86 (H) x 4 (D)

Understanding the code:
SIN - Insert Prefix 036 - Product No BK - Insert Colour SS - 'Ingot' Switch Finish (if applicable).
PW White, BK Black, GY Grey (Grey is Ingot only)
SCP - Definity™ Cover Plate Prefix 436 - Product No SS - Plate Colour.
BS Brushed Stainless, CH Polished Chrome, SS Stainless Steel, MW Metal White, MB Metal Black, PW White, BK Black

Insert Design



13A Fused Connection Unit



13A Fused Connection Unit, Double Pole Switched



13A Fused Connection Unit, Double Pole Switched with Neon



13A Fused Connection Unit with Neon

Select either a Standard or Ingot Insert

Standard Insert
SIN650BK - Black
SIN650PW - White

Standard Insert
SIN651BK - Black
SIN651PW - White

Standard Insert
SIN652BK - Black
SIN652PW - White

Standard Insert
SIN653BK - Black
SIN653PW - White

Ingot Switch Insert
SIN750BKBS
Black & Brushed Stainless
SIN750BKCH
Black & Chrome
SIN750BKSS
Black & Stainless Steel
SIN750PWBS
White & Brushed Stainless
SIN750PWCH
White & Chrome
SIN750PWSS
White & Stainless Steel
SIN750GYBS
Grey & Brushed Stainless
SIN750GYSS
Grey & Stainless Steel

Ingot Switch Insert
SIN751BKBS
Black & Brushed Stainless
SIN751BKCH
Black & Chrome
SIN751BKSS
Black & Stainless Steel
SIN751PWBS
White & Brushed Stainless
SIN751PWCH
White & Chrome
SIN751PWSS
White & Stainless Steel
SIN751GYBS
Grey & Brushed Stainless
SIN751GYSS
Grey & Stainless Steel

Ingot Switch Insert
SIN752BKBS
Black & Brushed Stainless
SIN752BKCH
Black & Chrome
SIN752BKSS
Black & Stainless Steel
SIN752PWBS
White & Brushed Stainless
SIN752PWCH
White & Chrome
SIN752PWSS
White & Stainless Steel
SIN752GYBS
Grey & Brushed Stainless
SIN752GYSS
Grey & Stainless Steel

Ingot Switch Insert
SIN753BKBS
Black & Brushed Stainless
SIN753BKCH
Black & Chrome
SIN753BKSS
Black & Stainless Steel
SIN753PWBS
White & Brushed Stainless
SIN753PWCH
White & Chrome
SIN753PWSS
White & Stainless Steel
SIN753GYBS
Grey & Brushed Stainless
SIN753GYSS
Grey & Stainless Steel

Cover Plate

13A FCU Cover Plate
SCP250



13A FCU Switched Cover Plate
SCP251



13A FCU Switched with Neon Cover Plate
SCP252



13A FCU with Neon Cover Plate
SCP253



Standards: BS 1363-4 BS 1362
Back Box Depth (mm): 35 Cable Size (mm²): 3 x 2.5 or 2 x 4
Dimensions (mm): 1 Gang: 86 (W) x 86 (H) x 4 (D)

Understanding the code:
SIN - Insert Prefix 036 - Product No BK - Insert Colour SS - 'Ingot' Switch Finish (if applicable).
PW White, BK Black, GY Grey (Grey is Ingot only)
SCP - Definity™ Cover Plate Prefix 436 - Product No SS - Plate Colour.
BS Brushed Stainless, CH Polished Chrome, SS Stainless Steel, MW Metal White, MB Metal Black, PW White, BK Black

Insert Design



13A Fused Connection Unit with Flex Outlet



13A Fused Connection Unit, Double Pole Switched with Flex Outlet



13A Fused Connection Unit, Double Pole Switched with Flex Outlet & Neon



13A Fused Connection Unit with Flex Outlet & Neon

Select a Standard Insert

Lockable

Standard Insert
SIN250BK - Black
SIN250PW - White

Lockable

Standard Insert
SIN251BK - Black
SIN251PW - White

Lockable

Standard Insert
SIN252BK - Black
SIN252PW - White

Lockable

Standard Insert
SIN253BK - Black
SIN253PW - White

Cover Plate

13A FCU with Flex Outlet Cover Plate

SCP350



Available in Red (RD)

13A FCU Switched with Flex Outlet Cover Plate

SCP351



Available in Red (RD)

13A FCU Switched with Flex Outlet & Neon Cover Plate

SCP352



13A FCU with Flex Outlet & Neon Cover Plate

SCP353



Standards: BS 1363-4 BS 1362
Back Box Depth (mm): 35 Cable Size (mm²): 3 x 2.5 or 2 x 4
Dimensions (mm): 1 Gang: 86 (W) x 86 (H) x 4 (D)

Understanding the code:
SIN - Insert Prefix 036 - Product No BK - Insert Colour SS - 'Ingot' Switch Finish (if applicable).
PW White, BK Black, GY Grey (Grey is Ingot only)
SCP - Definity™ Cover Plate Prefix 436 - Product No SS - Plate Colour.
BS Brushed Stainless, CH Polished Chrome, SS Stainless Steel, MW Metal White, MB Metal Black, PW White, BK Black

Insert Design



13A Fused Connection Unit



13A Fused Connection Unit, Double Pole Switched



13A Fused Connection Unit, Double Pole Switched with Neon



13A Fused Connection Unit with Neon

Select a Standard Insert

Lockable

Standard Insert
SIN850BK - Black
SIN850PW - White

Lockable

Standard Insert
SIN851BK - Black
SIN851PW - White

Lockable

Standard Insert
SIN852BK - Black
SIN852PW - White

Lockable

Standard Insert
SIN853BK - Black
SIN853PW - White

Cover Plate

13A FCU Cover Plate

SCP450



13A FCU Switched Cover Plate

SCP451



13A FCU Switched with Neon Cover Plate

SCP452



13A FCU with Neon Cover Plate

SCP453



Standards: BS 1363-4 BS 1362
Back Box Depth (mm): 35 Cable Size (mm²): 3 x 2.5 or 2 x 4
Dimensions (mm): 1 Gang: 86 (W) x 86 (H) x 4 (D)

Understanding the code:
SIN - Insert Prefix 036 - Product No BK - Insert Colour SS - 'Ingot' Switch Finish (if applicable).
PW White, BK Black, GY Grey (Grey is Ingot only)
SCP - Definity™ Cover Plate Prefix 436 - Product No SS - Plate Colour.
BS Brushed Stainless, CH Polished Chrome, SS Stainless Steel, MW Metal White, MB Metal Black, PW White, BK Black

Insert Design



3A Fused Connection Unit with Flex Outlet



3A Fused Connection Unit Double Pole Switched with Flex Outlet



45A Double Pole Switch (Single Plate)



45A Double Pole Switch with Neon (Single Plate)

Select either a Standard or Ingot Insert

Lockable
Standard Insert
SIN249RD - Red

Lockable
Standard Insert
SIN256RD - Red

Standard Insert
SIN200BK - Black
SIN200PW - White

Ingot Switch Insert
SIN500BKBS
Black & Brushed Stainless
SIN500BKCH
Black & Chrome
SIN500BKSS
Black & Stainless Steel
SIN500PWBS
White & Brushed Stainless
SIN500PWCH
White & Chrome
SIN500PWSS
White & Stainless Steel
SIN500GYBS
Grey & Brushed Stainless
SIN500GYSS
Grey & Stainless Steel

Standard Insert
SIN201BK - Black
SIN201PW - White

Ingot Switch Insert
SIN501BKBS
Black & Brushed Stainless
SIN501BKCH
Black & Chrome
SIN501BKSS
Black & Stainless Steel
SIN501PWBS
White & Brushed Stainless
SIN501PWCH
White & Chrome
SIN501PWSS
White & Stainless Steel
SIN501GYBS
Grey & Brushed Stainless
SIN501GYSS
Grey & Stainless Steel

Cover Plate

13A FCU with Flex Outlet Cover Plate
SCP350



Available in Red (RD)

13A FCU Switched with Flex Outlet Cover Plate
SCP351



Available in Red (RD)

45A Switch Cover Plate
SCP200



45A Switch with Neon Cover Plate
SCP201



Standards: BS EN 60669-1 249 256: BS 1363-4 BS 1362
Back Box Depth (mm): 47 249 256: 35 Cable Size (mm²): 1 x 16 249 256: 3 x 2.5 or 2 x 4
Dimensions (mm): 1 Gang: 86 (W) x 86 (H) x 4 (D)

Understanding the code:
SIN - Insert Prefix 036 - Product No BK - Insert Colour SS - 'Ingot' Switch Finish (if applicable).
PW White, BK Black, GY Grey (Grey is Ingot only)
SCP - Definity™ Cover Plate Prefix 436 - Product No SS - Plate Colour.
BS Brushed Stainless, CH Polished Chrome, SS Stainless Steel, MW Metal White, MB Metal Black, PW White, BK Black

Insert Design



45A Double Pole Switch (Vertical Double Plate)



45A Double Pole Switch with Neon (Vertical Double Plate)



45A Double Pole Switch with 13A Double Pole Switched Socket Outlet



45A Double Pole Switch with 13A Double Pole Switched Socket Outlet & Neons

Select either a Standard or Ingot Insert

Standard Insert
SIN202BK - Black
SIN202PW - White

Standard Insert
SIN203BK - Black
SIN203PW - White

Standard Insert
SIN204BK - Black
SIN204PW - White

Standard Insert
SIN205BK - Black
SIN205PW - White

Ingot Switch Insert
SIN502BKBS
Black & Brushed Stainless
SIN502BKCH
Black & Chrome
SIN502BKSS
Black & Stainless Steel
SIN502PWBS
White & Brushed Stainless
SIN502PWCH
White & Chrome
SIN502PWSS
White & Stainless Steel
SIN502GYBS
Grey & Brushed Stainless
SIN502GYSS
Grey & Stainless Steel

Ingot Switch Insert
SIN503BKBS
Black & Brushed Stainless
SIN503BKCH
Black & Chrome
SIN503BKSS
Black & Stainless Steel
SIN503PWBS
White & Brushed Stainless
SIN503PWCH
White & Chrome
SIN503PWSS
White & Stainless Steel
SIN503GYBS
Grey & Brushed Stainless
SIN503GYSS
Grey & Stainless Steel

Ingot Switch Insert
SIN504BKBS
Black & Brushed Stainless
SIN504BKCH
Black & Chrome
SIN504BKSS
Black & Stainless Steel
SIN504PWBS
White & Brushed Stainless
SIN504PWCH
White & Chrome
SIN504PWSS
White & Stainless Steel
SIN504GYBS
Grey & Brushed Stainless
SIN504GYSS
Grey & Stainless Steel

Ingot Switch Insert
SIN505BKBS
Black & Brushed Stainless
SIN505BKCH
Black & Chrome
SIN505BKSS
Black & Stainless Steel
SIN505PWBS
White & Brushed Stainless
SIN505PWCH
White & Chrome
SIN505PWSS
White & Stainless Steel
SIN505GYBS
Grey & Brushed Stainless
SIN505GYSS
Grey & Stainless Steel

Cover Plate

45A Switch Vertical Double Cover Plate
SCP202



45A Switch Vertical Double Cover Plate with Neon SCP203



45A Switch with Switch Socket Outlet Cover Plate
SCP204



45A Switch with Switch Socket Outlet with Neons Cover Plate
SCP205



Standards: BS EN 60669-1 204 205 504 505: BS 4177
Back Box Depth (mm): 47 Cable Size (mm²): 1 x 16
Dimensions (mm): 2 Gang: 146 (W) x 86 (H) x 4 (D) 202 203: 86 (W) x 146 (H) x 4 (D)

Understanding the code:
SIN - Insert Prefix 036 - Product No BK - Insert Colour SS - 'Ingot' Switch Finish (if applicable).
PW White, BK Black, GY Grey (Grey is Ingot only)
SCP - Definity™ Cover Plate Prefix 436 - Product No SS - Plate Colour.
BS Brushed Stainless, CH Polished Chrome, SS Stainless Steel, MW Metal White, MB Metal Black, PW White, BK Black

Insert Design



1 Gang
Blank Plate



2 Gang
Blank Plate



Single RJ11 Telephone
Outlet (US/Irish)

Select a Standard Insert

Standard Insert
SIN060BK - Black
SIN060PW - White

Standard Insert
SIN061BK - Black
SIN061PW - White

Standard Insert
SIN115BK - Black
SIN115PW - White

Cover Plate

1 Gang Blank
Cover Plate
SCP060



2 Gang Blank
Cover Plate
SCP061



Single RJ11 Socket Outlet
Cover Plate
SCP115



Standards: 060 061: BS 5733
Back Box Depth (mm): 060: 16 061: 25 115: 47 Termination Type: 115: Screw
Dimensions (mm): 1 Gang: 86 (W) x 86 (H) x 4 (D) 2 Gang: 146 (W) x 86 (H) x 4 (D)

Understanding the code:
SIN - Insert Prefix 036 - Product No BK - Insert Colour SS - 'Ingot' Switch Finish (if applicable).
PW White, BK Black, GY Grey (Grey is Ingot only)
SCP - Definity™ Cover Plate Prefix 436 - Product No SS - Plate Colour.
BS Brushed Stainless, CH Polished Chrome, SS Stainless Steel, MW Metal White, MB Metal Black, PW White, BK Black

Insert Design



Single Telephone
Master



Single Telephone
Secondary



Twin Telephone
Master



Twin Telephone
Secondary

Select a Standard Insert

Standard Insert
SIN120BK - Black
SIN120PW - White

Standard Insert
SIN125BK - Black
SIN125PW - White

Standard Insert
SIN121BK - Black
SIN121PW - White

Standard Insert
SIN126BK - Black
SIN126PW - White

Cover Plate

Single Telephone Outlet Cover Plate
SCP120



Twin Telephone Outlet Cover Plate
SCP121



Back Box Depth (mm): 25 Termination Type: IDC
Dimensions (mm): 1 Gang: 86 (W) x 86 (H) x 4 (D)

Understanding the code:
SIN - Insert Prefix 036 - Product No BK - Insert Colour SS - 'Ingot' Switch Finish (if applicable).
PW White, BK Black, GY Grey (Grey is Ingot only)
SCP - Definity™ Cover Plate Prefix 436 - Product No SS - Plate Colour.
BS Brushed Stainless, CH Polished Chrome, SS Stainless Steel, MW Metal White, MB Metal Black, PW White, BK Black

Insert Design



Single Coaxial Socket Outlet (Unshielded)



Single 'Isolated' Coaxial Socket Outlet (Unshielded)



Single Satellite 'F' Outlet (Unshielded)

Select a Standard Insert

Standard Insert
SIN065BK - Black
SIN065PW - White

Standard Insert
SIN158BK - Black
SIN158PW - White

Standard Insert
SIN156BK - Black
SIN156PW - White

Cover Plate

Single Coaxial / Satellite Outlet Cover Plate
SCP231



Back Box Depth (mm): 25
Dimensions (mm): 1 Gang: 86 (W) x 86 (H) x 4 (D)

Understanding the code:
SIN - Insert Prefix 036 - Product No BK - Insert Colour SS - 'Ingot' Switch Finish (if applicable).
PW White, BK Black, GY Grey (Grey is Ingot only)
SCP - Definity™ Cover Plate Prefix 436 - Product No SS - Plate Colour.
BS Brushed Stainless, CH Polished Chrome, SS Stainless Steel, MW Metal White, MB Metal Black, PW White, BK Black

Insert Design



Twin Coaxial Socket Outlet (Unshielded)



Twin 'Isolated' Coaxial Socket Outlet (Unshielded)



'Isolated' Coaxial & Satellite 'F' Socket Outlet (Unshielded)



'Non-Isolated' Coaxial & Satellite 'F' Socket Outlet (Unshielded)

Select a Standard Insert

Standard Insert
SIN066BK - Black
SIN066PW - White

Standard Insert
SIN159BK - Black
SIN159PW - White

Standard Insert
SIN157BK - Black
SIN157PW - White

Standard Insert
SIN170BK - Black
SIN170PW - White

Cover Plate

Twin Coaxial / Satellite Outlet Cover Plate
SCP232



Back Box Depth (mm): 25
Dimensions (mm): 1 Gang: 86 (W) x 86 (H) x 4 (D)

Understanding the code:
SIN - Insert Prefix 036 - Product No BK - Insert Colour SS - 'Ingot' Switch Finish (if applicable).
PW White, BK Black, GY Grey (Grey is Ingot only)
SCP - Definity™ Cover Plate Prefix 436 - Product No SS - Plate Colour.
BS Brushed Stainless, CH Polished Chrome, SS Stainless Steel, MW Metal White, MB Metal Black, PW White, BK Black

Insert Design



Single Plate
Single New Media™
Module Aperture



Single Plate
Twin New Media™
Module Aperture



Double Plate
Quad New Media™
Module Aperture

Select a Standard Insert

Standard Insert
SIN310BK

Standard Insert
SIN311BK

Standard Insert
SIN312BK

Cover Plate

Single Plate Single
New Media™ Module
Aperture Cover Plate

SCP310



Single Plate Twin
New Media™ Module
Aperture Cover Plate

SCP311



Double Plate Quad
New Media™ Module
Aperture Cover Plate

SCP312



Back Box Depth (mm): Dependent On Modules Fitted
Dimensions (mm): 1 Gang: 86 (W) x 86 (H) x 4 (D) 2 Gang: 146 (W) x 86 (H) x 4 (D)

Understanding the code:
SIN - Insert Prefix 036 - Product No BK - Insert Colour SS - 'Ingot' Switch Finish (if applicable).
PW White, BK Black, GY Grey (Grey is Ingot only)
SCP - Definity™ Cover Plate Prefix 436 - Product No SS - Plate Colour.
BS Brushed Stainless, CH Polished Chrome, SS Stainless Steel, MW Metal White, MB Metal Black, PW White, BK Black



WA092



WA094



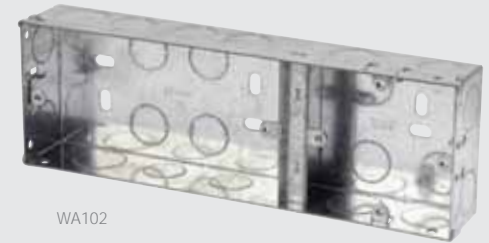
WA095



SP640



WA099



WA102

For the complete range of back boxes see Essentials™ page N4.

essentials™

Galvanised Steel Back Boxes

- WA092 1 Gang 16mm Deep Galvanised Steel K.O. Box
- WA093 1 Gang 25mm Deep Galvanised Steel K.O. Box
- WA094 2 Gang 25mm Deep Galvanised Steel K.O. Box
- WA095 1 Gang 35mm Deep Galvanised Steel K.O. Box
- WA096 2 Gang 35mm Deep Galvanised Steel K.O. Box

- WA097 1 Gang 47mm Deep Galvanised Steel K.O. Box
- WA098 2 Gang 47mm Deep Galvanised Steel K.O. Box
- WA099 1 + 1 35mm Deep Dual Accessory Box
- WA102 1 + 2 35mm Deep Dual Accessory Box

Longer Fixing Screws

- SP640BN Define® 3.5mm Dia. 40mm Long Screws (Bag 100)
- SP640CH Define® 3.5mm Dia. 40mm Long Screws (Bag 100)

Standards: BS 4662 640: ISO 2010
Dimensions (mm): 092: 70 (W) x 70 (H) x 16 (D) 093: 70 (W) x 70 (H) x 25 (D) 094: 135 (W) x 70 (H) x 25 (D)
095: 70 (W) x 70 (H) x 35 (D) 096: 135 (W) x 70 (H) x 35 (D) 097: 70 (W) x 70 (H) x 47 (D) 098: 135 (W) x 70 (H) x 47 (D)
099: 158 (W) x 74 (H) x 35 (D) 102: 220 (W) x 74 (H) x 35 (D)



WA4247

WA106P

WA107P

GA100

FlameGuard® Dry Lining Boxes

- WA4135 1 Gang 35mm Deep FlameGuard® Dry Lining Box
- WA4147 1 Gang 47mm Deep FlameGuard® Dry Lining Box
- WA4235 2 Gang 35mm Deep FlameGuard® Dry Lining Box
- WA4247 2 Gang 47mm Deep FlameGuard® Dry Lining Box

Dry Lining Boxes (Sprung Fixing Lugs)

- WA087SF 1 Gang 35mm Deep Dry Lining Box
- WA088SF 2 Gang 35mm Deep Dry Lining Box
- WA106SF 1 Gang 47mm Deep Dry Lining Box
- WA107SF 2 Gang 47mm Deep Dry Lining Box

Dry Lining Boxes

- WA087P 1 Gang 35mm Deep Dry Lining Box
- WA088P 2 Gang 35mm Deep Dry Lining Box
- WA106P 1 Gang 47mm Deep Dry Lining Box
- WA107P 2 Gang 47mm Deep Dry Lining Box
- WA108P Round Ceiling 34mm Deep Dry Lining Box

Ezylink' Dry Lining Boxes

- GA100 'Ezylink' Dry Lining Box Connector
Suitable for use with WA087P, WA088P, WA106P & WA107P.

essentials™

For the complete range of back boxes see Essentials™ page N4.
For the complete range of longer fixing screws see Essentials™ page N9.

Dimensions (mm): 095:94.3 (W) x 94.3 (H) x 11 (D)096: 152.3 (W) x 94.3 (H) x 11 (D)

FlameGuard® back boxes have been tested and conform to both fire and acoustic BS EN standards. Fire: BS EN 1364-1 Acoustic: BS EN ISO 140-2. Complies with Building Regulations Fire tested up to 90 minutes with the capability of the boxes being mounted back to back.